

**BODY LANGUAGE ON TIKTOK'S DRAMA: SEMIOTIC ANALYSIS**

**SKRIPSI**

*Submitted in Partial Fulfillment of the Requirements*

*For the Degree of Sarjana Pendidikan (S.Pd)*

*English Education Program*

**By:**

**RAMADHAN ABDIANSYAH**

**NPM. 1702050127**



**FACULTY OF TEACHER TRAINING AND EDUCATION  
UNIVERSITAS MUHAMMADIYAH SUMATERA UTARA**

**MEDAN**

**2021**



MAJELIS PENDIDIKAN TINGGI  
UNIVERSITAS MUHAMMADIYAH SUMATERA UTARA  
FAKULTAS KEGURUAN DAN ILMU PENDIDIKAN  
Jl. Kapten Muchtar Basri No .3 Telp. (061) 6619056 Medan 20238  
Website : <http://www.fkip.umsu.ac.id> Email: [fkip@umsu.ac.id](mailto:fkip@umsu.ac.id)

### BERITA ACARA

Ujian Mempertahankan Skripsi Sarjana Bagi Mahasiswa Program Strata I  
Fakultas Keguruan dan Ilmu Pendidikan Universitas Muhammadiyah Sumatera  
Utara

بِسْمِ اللَّهِ الرَّحْمَنِ الرَّحِيمِ

Panitia Ujian Sarjana Strata-1 Fakultas Keguruan dan Ilmu Pendidikan  
dalam Sidangnya yang diselenggarakan pada hari kamis, 30 November 2021, pada  
pukul 08. 00 WIB sampai dengan selesai. Setelah mendengar, memperhatikan dan  
memutuskan bahwa:

Nama Lengkap : Ramadhan Abdiansyah  
NPM : 1702050127  
Program Studi : Pendidikan Bahasa Inggris  
Judul Skripsi : Body Language On TikTok's Drama: Semiotic  
Analysis

Dengan diterimanya skripsi ini, sudah lulus dari ujian komprehensif,  
berhak memakai gelar Sarjana Pendidikan (S.Pd)

Ditetapkan : (  ) Lulus Yudisium  
(  ) Lulus Bersyarat  
(  ) Memperbaiki Skripsi  
(  ) Tidak Lulus



**Dra. Hj. Svamsuurnita, M.Pd.**

### PANITIA PELAKSANA

Sekretaris

**Dr. Hj. Dewi Kesuma Nst, M.Hum.**

### ANGGOTA PENGUJI:

1. Pirman Ginting, S.pd., M.Hum.
2. Yenni Hasnah, S.Pd, M.Hum.
3. Imelda Darmayanti M, S.S., M.Hum

1. \_\_\_\_\_
2. \_\_\_\_\_
3. \_\_\_\_\_



MAJELIS PENDIDIKAN TINGGI  
UNIVERSITAS MUHAMMADIYAH SUMATERA UTARA  
FAKULTAS KEGURUAN DAN ILMU PENDIDIKAN

Jl. Kapten Mukhtar Basri No. 3 Telp. (061) 6619056 Medan 20238  
Website : <http://www.fkip.umsu.ac.id> E-mail : [fkip@umsu.ac.id](mailto:fkip@umsu.ac.id)

LEMBAR PENGESAHAN SKRIPSI

بِسْمِ اللَّهِ الرَّحْمَنِ الرَّحِيمِ

Skripsi ini diajukan oleh mahasiswa di bawah ini :

Nama Lengkap : Ramadhan Abdiansyah  
N P M : 1702050127  
Program Studi : Pendidikan Bahasa Inggris  
Judul Skripsi : Body Language On TikTok's Drama: Semiotic Analysis

Sudah layak disidangkan

Medan, 25 November 2021

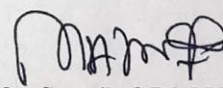
Disetujui oleh  
Dosen Pembimbing

  
Imelda Darmayanti Manurung, S.S, M.Hum

Diketahui oleh :

  
Dekan  
Dra. Hj. Samsuyurnita, M.Pd

Ketua Program Studi

  
Mandra Saragih, S.Pd, M.Hum



MAJELIS PENDIDIKAN TINGGI  
UNIVERSITAS MUHAMMADIYAH SUMATERA UTARA  
FAKULTAS KEGURUAN DAN ILMU PENDIDIKAN

Jl. Kapten Mukhtar Basri No. 3 Telp. (061) 6619056 Medan 20238  
Website : <http://www.fkip.umsu.ac.id> E-mail : [fkip@umsu.ac.id](mailto:fkip@umsu.ac.id)

**SURAT PERNYATAAN**

بِسْمِ اللَّهِ الرَّحْمَنِ الرَّحِيمِ

Assalamu alaikum Warahmatullahi Wabarakaatuh

Saya yang bertandatangan dibawah ini :

Nama : Ramadhan Abdiansyah  
N P M : 1702050127  
Program Studi : Pendidikan Bahasa Inggris  
Judul Penelitian : Body Language on TikTok's Drama: Semiotic Analysis

Dengan ini saya menyatakan bahwa :

1. Penelitian yang saya lakukan dengan judul di atas belum pernah diteliti di Fakultas Keguruan dan Ilmu Pendidikan Universitas Muhammadiyah Sumatera Utara
2. Penelitian ini akan saya lakukan sendiri tanpa ada bantuan dari pihak manapun dengan kata lain penelitian ini tidak saya tempahkan (dibuat) oleh orang lain dan juga tidak tergolong plagiat
3. Apabila point 1 dan 2 di atas saya langgar maka saya bersedia untuk dilakukan pembatalan terhadap penelitian tersebut dan saya bersedia mengulang kembali mengajukan judul penelitian yang baru dengan catatan mengulang seminar kembali.


Demikian surat pernyataan ini saya perbuat tanpa ada paksaan dari pihak manapun juga, dan dapat dipergunakan sebagaimana mestinya.

Medan, 10 September 2021

Hormat saya  
Yang membuat pernyataan

  
10000  
METEPAK  
TEMPER  
AE4AJX536485224  
(Ramadhan Abdiansyah)

Diketahui oleh Ketua Program Studi  
Pendidikan Bahasa Inggris



Mandra Saragih, S.Pd, M.Hum



## ABSTRACT

**Ramadhan Abdiansyah. NPM. 1702050127. "Body Language On TikTok's Drama: Semiotic Analysis" Skripsi: English Education Program. Faculty of Teacher Training and Education. Universitas Muhammadiyah Sumatera Utara. Medan. 2021.**

Tiktok is an entertainment application that features a video made by the user on the application's main page but with the limited duration of the developer himself while contains attractive body language. This research deals with body language on David Soerdjana's tiktok drama that investigate types and meanings of body language used in it based on Charles Sanders Peirce theory (1931). This is a qualitative research which applied Miles, Huberman, and Saldana (2014) in analysis data. From 32 capture, all of them were belongs to representamen, object, and interpretant. Based on Nonverbal Communication legisign, all contains facial expression, gesture, posture, appearance, and framing technique. Meanwhile, 10 of it's also contain interpersonal space and 20 communicative act. Thus means to reflect a personality, the measure of body contact intent, body movement, position, the interaction distance, and the assessment of one person to another.

**Keywords:** Body Langauge, Drama, Semiotics, Tiktok

## ACKNOWLEDGEMENTS

بِسْمِ اللَّهِ الرَّحْمَنِ الرَّحِيمِ

*Assalamu 'alaikum Warahmatullahi Wabarakatuh*

Praise and thanks to Allahu Subhanahu Wa Ta'ala, the creator and owner of the universe, perfecte, and always give his full grace and nicefulness of sustenance, health, strength and vigor so that researchers are able to finish this thesis with the title "body language on tiktok's drama: semiotic analysis." Completing this thesis researchers still face many hurdles, but with help, guidance, and prayers from many parties and god' permission, the existing obstacles are impassable.

On this occasion researcher express untold gratitude to the parents of two highly respected and dear researchers - the father, Mugimin Syatriadi and the mother, Pauziah Siregar who has always provided the full support of both prayer and matter. On this occasion researcher also do not forget to thank:

1. Prof. Dr. Agussani, M.AP., the rector of Universitas Muhammadiyah Sumatera Utara who has led the progress of the university.
2. Prof. Dr. H. Elfrianto Nasution, S.Pd., M.Pd., the dean of The Faculty of Teacher and Education of Universitas Muhammadiyah Sumatera Utara 2017 – 2021 period who participated in the advancement of the faculty.
3. Dra. Syamsuyurnita, M.Pd., the dean of The Faculty of Teacher and Education of Universitas Muhammadiyah Sumatera Utara 2021 – 2025 period who helped authenticate this thesis.

4. Mandra Saragih, S.Pd, M.Hum. And Pirman Ginting, S.Pd, M.Hum., the head and the secretary for the English department The Faculty of Teacher and Education for Universitas Muhammadiyah Sumatera Utara who has progressed and done much to further this thesis.
5. Muhammad Arifin, S.Pd, M.Pd., the head of the Universitas Muhammadiyah Sumatera Utara library who has given a library research permit to a students and institute a research settlement.
6. Imelda Darmayanti Manurung, S.S., M. Hum., a counselor who had taken her precious time to provide guidance with constructive Suggestions and criticisms to complete this thesis.
7. All the professors, particularly those of the English education studies program, who have transferred their learning to researchers and administrative staff who have assisted researchers in completing clerical affairs during the lecture period.
8. Deviana, Dodi Arisandi, Novita sari, Edi Handoyo, and Mawar Afriza, the full brothers and sisters of researchers who have helped and supported and offered prayers to complete the thesis.
9. Azuraa and Luluk Alfinur, close friends of researchers while sitting on a lecture bench was a tremendous support and enthusiasm finish this thesis.
10. Mashud Ramadhani, Safwan Nur, and Ikmal, closest friends in Konoha Boarding house who have given their support and passion to finish this thesis.

11. VIII C Morning 2017 English education that helped researchers during college.

*Billahi Fii Sabililhaq Fatabiqul Khairat*

*Assalamu'alaikum Warahmatullahi Wabarakatuh*

Medan, November 2021

Researcher

Ramadhan Abdiansyah



## TABLE OF CONTENTS

<b>ABSTRACT .....</b>	<b>i</b>
<b>ACKNOWLEDGMENT .....</b>	<b>ii</b>
<b>TABLE OF CONTENTS.....</b>	<b>v</b>
<b>CHAPTER I INTRODUCTION</b>	
A. Background of Study.....	1
B. The Identification of Problem .....	5
C. Scope and Limitation .....	5
D. The Formulation of the Problem .....	6
E. The Objective of Study .....	6
F. The Significance of Study.....	6
<b>CHAPTER II THE REVIEW OF LITERATURE</b>	
A. Theoretical Framework .....	8
1. Definition of Semiotics.....	8
2. Peirce’s Semiotic Theory.....	9
2.1 Representamen.....	11
2.2 Object.....	12
2.3 Interpretant.....	13
3. Body Language .....	14
4. Drama .....	23
5. Tiktok.....	25
B. Relevant Study .....	33

C. Conceptual Framework .....	35
<b>CHAPTER III METHODOLOGY</b>	
A. Research Design.....	39
B. Source Data.....	40
C. Technique of Data Collection .....	41
D. Technique of Data Analysis .....	41
<b>CHAPTER IV DATA ANALYSIS AND FINDING</b>	
A. Data Analysis .....	45
B. Data Collection.....	45
C. Research Findings .....	122
D. Discussion .....	129
<b>CHAPTER V CONCLUSION AND SUGGESTION</b>	
A. Conclusion .....	132
B. Suggestion.....	133
<b>REFERENCES.....</b>	<b>134</b>

## LIST OF FIGURES

Figure 2.1 Peirce's triadic Theory .....	10
Figure 2.2. TikTok's logo .....	26
Figure 2.3 TikTok's homepage.....	26
Figure 2.4 List of most Popular Applications on playstore .....	27
Figure 2.5 Profile TikTok @davsurj .....	28
Figure 2.6 TikTok @davsurj.....	28
Figure 2.7 Example of TikTok Video Captures.....	31
Figure 2.8 Conceptual Framework.....	36
Figure 4.1 Capture 01.....	46
Figure 4.2 Capture 02.....	48
Figure 4.3 Capture 03.....	51
Figure 4.4 Capture 04.....	53
Figure 4.5 Capture 05.....	56
Figure 4.6 Capture 06.....	58
Figure 4.7 Capture 07.....	60
Figure 4.8 Capture 08.....	63
Figure 4.9 Capture 09.....	65
Figure 4.10 Capture 10.....	67
Figure 4.11 Capture 11.....	70
Figure 4.12 Capture 12.....	72
Figure 4.13 Capture 13.....	75
Figure 4.14 Capture 14.....	77
Figure 4.15 Capture 15.....	80
Figure 4.16 Capture 16.....	82
Figure 4.17 Capture 17.....	85

Figure 4.18 Capture 18.....	87
Figure 4.19 Capture 19.....	89
Figure 4.20 Capture 20.....	92
Figure 4.21 Capture 21.....	94
Figure 4.22 Capture 22.....	96
Figure 4.23 Capture 23.....	99
Figure 4.24 Capture 24.....	101
Figure 4.25 Capture 25.....	103
Figure 4.26 Capture 26.....	106
Figure 4.27 Capture 27.....	108
Figure 4.28 Capture 28.....	110
Figure 4.29 Capture 29.....	113
Figure 4.30 Capture 30.....	115
Figure 4.31 Capture 31.....	117
Figure 4.32 Capture 32.....	120

## LIST OF TABLE

Table 2.1 Identification of Example Captures .....	33
Table 2.2 Identify use of nonverbal communication in Example Capture ...	33
Table 4.1 Identification of Capture 01 .....	47
Table 4.2 Identify use of nonverbal communication in capture 01.....	47
Table 4.3 Identification of Capture 02 .....	50
Table 4.4 Identify use of nonverbal communication in capture 02.....	50
Table 4.5 Identification of Capture 03 .....	52
Table 4.6 Identify use of nonverbal communication in capture 03.....	52
Table 4.7 Identification of Capture 04 .....	54
Table 4.8 Identify use of nonverbal communication in capture 04.....	54
Table 4.9 Identification of Capture 05 .....	56
Table 4.10 Identify use of nonverbal communication in capture 05.....	57
Table 4.11 Identification of Capture 06 .....	59
Table 4.12 Identify use of nonverbal communication in capture 06.....	59
Table 4.13 Identification of Capture 07 .....	61
Table 4.14 Identify use of nonverbal communication in capture 07.....	61
Table 4.15 Identification of Capture 08 .....	63
Table 4.16 Identify use of nonverbal communication in capture 08.....	64
Table 4.17 Identification of Capture 09 .....	66
Table 4.18 Identify use of nonverbal communication in capture 09.....	66
Table 4.19 Identification of Capture 10 .....	68
Table 4.20 Identify use of nonverbal communication in capture 10.....	68
Table 4.21 Identification of Capture 11 .....	71
Table 4.22 Identify use of nonverbal communication in capture 11.....	71
Table 4.23 Identification of Capture 12 .....	73

Table 4.24 Identify use of nonverbal communication in capture 12.....	73
Table 4.25 Identification of Capture 13 .....	75
Table 4.26 Identify use of nonverbal communication in capture 13.....	76
Table 4.27 Identification of Capture 14 .....	78
Table 4.28 Identify use of nonverbal communication in capture 14.....	78
Table 4.29 Identification of Capture 15 .....	81
Table 4.30 Identify use of nonverbal communication in capture 15.....	81
Table 4.31 Identification of Capture 16 .....	83
Table 4.32 Identify use of nonverbal communication in capture 16.....	83
Table 4.33 Identification of Capture 17 .....	85
Table 4.34 Identify use of nonverbal communication in capture 17.....	86
Table 4.35 Identification of Capture 18 .....	88
Table 4.36 Identify use of nonverbal communication in capture 18.....	88
Table 4.37 Identification of Capture 19 .....	90
Table 4.38 Identify use of nonverbal communication in capture 19.....	90
Table 4.39 Identification of Capture 20 .....	92
Table 4.40 Identify use of nonverbal communication in capture 20.....	93
Table 4.41 Identification of Capture 21 .....	95
Table 4.42 Identify use of nonverbal communication in capture 21.....	95
Table 4.43 Identification of Capture 22 .....	97
Table 4.44 Identify use of nonverbal communication in capture 22.....	97
Table 4.45 Identification of Capture 23 .....	99
Table 4.46 Identify use of nonverbal communication in capture 23.....	100
Table 4.47 Identification of Capture 24 .....	102
Table 4.48 Identify use of nonverbal communication in capture 24.....	102
Table 4.49 Identification of Capture 25 .....	104
Table 4.50 Identify use of nonverbal communication in capture 25.....	104
Table 4.51 Identification of Capture 26 .....	107

Table 4.52 Identify use of nonverbal communication in capture 26.....	107
Table 4.53 Identification of Capture 27 .....	109
Table 4.54 Identify use of nonverbal communication in capture 27.....	109
Table 4.55 Identification of Capture 28 .....	111
Table 4.56 Identify use of nonverbal communication in capture 28.....	111
Table 4.57 Identification of Capture 29 .....	114
Table 4.58 Identify use of nonverbal communication in capture 29.....	114
Table 4.59 Identification of Capture 30 .....	116
Table 4.60 Identify use of nonverbal communication in capture 30.....	116
Table 4.61 Identification of Capture 31 .....	118
Table 4.62 Identify use of nonverbal communication in capture 31.....	118
Table 4.63 Identification of Capture 32 .....	121
Table 4.64 Identify use of nonverbal communication in capture 32.....	121
Table 4.65 Research Findings .....	123



## **APPENDICES**

- Appendix 1 Indications of Body Languages in TikTok's Drama
- Appendix 2 Scripts of TikTok's Drama
- Appendix 3 Form K-1
- Appendix 4 Form K-2
- Appendix 5 Form K-3
- Appendix 6 Berita Acara Bimbingan Proposal
- Appendix 7 Berita Acara Seminar Proposal
- Appendix 8 Surat Keterangan Seminar Proposal
- Appendix 9 Lembar Pengesahan Proposal
- Appendix 10 Surat Permohonan Izin Riset
- Appendix 11 Surat Keterangan Selesai Riset
- Appendix 12 Berita Acara Bimbingan Skripsi
- Appendix 13 Surat Pernyataan Orisinalitas Riset
- Appendix 14 Curriculum Vitae

# CHAPTER I

## INTRODUCTION

### **A. Background of Study**

Body language is a human action to communicate with other humans with or without words or sounds. It is categorized as nonverbal communication. Body language, expressions, body movement are part of nonverbal communication forms (Kaps & Voges, 2007:43). As part of nonverbal communication, body language is a language that is realized with what is called a 'sign', such as the use of body movements or gestures, facial expressions and so on that have a relationship with the main rules of human life. Therefore, body language actually has a very intense relationship with the study of semiotics. Semiotics is a study that studies the 'sign', all human activities are considered to have their own sign meaning in forming language.

The use of body language in communication is assist the speaker in conveying the intent or message, actually also aims to help peoples to better understand each other. For that as social beings, it is important for us to learn the meaning of body language as a sign in communication.

In this era, people could not only communicate face to face or face to face. With the support of the development of communication technology, now people can communicate remotely with relatives only by using communication technology tools or gadgets. People can now also very easily share their daily life stories with the public directly or indirectly. This is because there are many

platforms that provide what is called Social Media, so that people can easily share stories on their social media and also get information about other people, such as relatives, family, or public Figures. Social media has now become one of the important aspects in the social life of the millennial community. Social media has exploded as a category of online discourse where people create content, share it, bookmark it, and network at a prodigious rate (Asur & Huberman, 2010).

As social beings, of course it is only natural that people are curious about what other people are doing and may also be involved in it. As explained about Human Interest that humans from birth have always had a high curiosity towards other humans. In what he calls 'Human Interest', each individual becomes meaningful. They have a justification for revealing their existence (Siadari, 2019).

This is also one of the reasons why social media can quickly develop all over the world. Through social media, they can find out about their friends' daily lives, the artists they like, or also to get information related to what they need. Social Media today is not only a means of entertainment, but also as a means of information. Many people share various information on social media, because the information they convey will be easier to share and know by the public. In addition, the most interesting thing is that now social media has become an application or a means of creativity for its users. Creativity here is intended to entertain other social media users. And not even a few of them became famous and eventually earned income because of the works they had created and shared on their social media accounts.

One of the applications or social media as described above is tiktok. It is a platform application provided for Android or OS users that contains a collection of posts in the form of video recordings from account owners that have been set and uploaded to and shared by the application with other users. This application has similarities to the instagram and youtube applications, only in the form of postings that are allowed on this social media only in the form of video recordings and play automatically. Tiktok has become popular culture in Indonesia, especially at 2020. It became the second most downloaded non-gaming application in 2019, which was around 1.5 billion times on the app store and google play (Wardani, 2020).

This application contains various kinds of video posts, such as lip-synging, dancing, doing a trick, information, news, daily activity, film or drama in various genres, such as comedy, inspiring drama, and others. tiktok is an app for creating and sharing short videos. It is used to create an entertainment community. This application provides a variety of all sorts tools, filters, and AR effects (Augmented Reality) technology to help video creators create content from their tiktok. With the many features provided, users can create their own videos or can also follow various trending 'Challenges' on the tiktok homepage (Zhang, 2021:6).

The popularity of using tiktok or trending is what attracted the attention of the author to conduct a research study on what was contained in it in the form of video posts. Especially to the drama that is displayed in the posts of tiktok users which has a strong relationship with the research, namely semiotics which

focuses on the use of body language in drama. The reason for choosing drama as the object of research in semiotic body language is because drama is an art that includes the use of body movements. It involves using a lot of body language, but to understand the storyline of a drama, people often focus more on what they hear or the dialogue of actors. It is rare for them to understanding more into the meaning of the use of body language in the drama. Not even infrequently, they ignore the use of a sign contained on it. Body language may only be considered as spontaneity. If they also pay attention to every movement made by an actor, they often interpret the meaning of a sign as wrong or even leave an ambiguous impression. Not all body language can be easily interpreted. This makes the use of body language as signs in drama an appropriate object to be studied further.

In this study, the use of theory from Charles Sanders Peirce. Peirce's theory describes trichotomy semiotics, namely the sign that is built by three interrelated aspects. These aspects are representament, object, and interpretant. The representament describes the form of the sign, object includes the being represented, and interpretant describes what effect the sign produces. This theory can be used to examine the use of signs in the form of body language related to verbal and non-verbal aspects of video content in the tiktok application.

The title "Body Language on TikTok's Drama: Semiotic Analysis" is an interesting research object, because in the drama content on tiktok there are many uses of signs in the form of body language. The research analyzed the use of body language in the dramas presented in the tiktok application as a study of body

languages (nonverbal communication), such as the analysis of facial expression, bodily contact, interpersonal space, posture, gesture, and appearance.

## **B. The Identification of Problem**

Based on the explanation that has been presented in the background of the problem, there are two problems are discussed in this study, namely:

1. Peoples usually focusing on dialog or verbal communication on drama.
2. The lack of understanding of body language often leads to wrong perceptions or ambiguity about the use of body language which contains the meaning of signs in drama.

## **C. Scope and Limitation**

Scope of the study in this research is semiotics. It is limited on body language meanings in drama. The drama was taken from tiktok platform, and focusing on username tiktok's account @Davsurj or David Soerdjana. He is tiktok's creator that has been making Inspiring Drama as the content. Their account selected to avoid wider discussion and result analysis, so it can focus on analyzing the problem of the research.

#### **D. Formulation of the Problem**

There are two basic guides to do the research as the formulation of the problem in this research, namely:

1. What are types of body language found in tiktok's drama?
2. What are the meanings of body language used on tiktok's drama?

#### **E. Objective of the Study**

Taking into account the above questions, the objectives of the study are:

1. Body language types that have found on tiktok's drama are identified.
2. The meanings of body language that have founded on tiktok's drama are described.

#### **F. Significances of the Study**

The research can later be a contribution to other in writing research reports, especially for English Language of Education, both theoretically and practically.

##### **1. Theoretically**

The research had been contributing to the form of sources of information that can be used by readers or others who did similar research. Also hopes that this research can develop readers' interest in studying semiotic meanings or body language.



## **2. Practically**

The research had been referencing for English teachers, students, and researchers, especially for the English department in studying semiotic meanings or body language.

## **CHAPTER II**

### **THE REVIEW OF LITERATURE**

#### **A. Theoretical Framework**

Body language is part of non-verbal communication which is classified as a 'sign'. So, research related to body language definitely refers to the use of semiotic theory. There are many experts who define semiotic theory, such as Charles Sanders Peirce who is known for his triadic theory, Ferdinand De Saussure with his dyadic theory, and Roland Barthes with his order of signification theory.

The semiotic theory in this study focuses more on the triadic theory proposed by Charles Sanders Peirce who is one of the founders of the semiotic theory besides Ferdinand de Saussure and Roland Barthes.

#### **1. Semiotics**

Semiotics is the study of the meaning of a sign. The word Semiotics itself comes from the Greek word '*Semion*'. The word '*Semion*' has the meaning of 'mark' or 'sign'. Semiotics has a very close relationship with human life and language. It studies all meanings and language as the form of humans (Umberto, 1976:12).

The study about semiotics or the meaning of sign is also known as Semiology. It aims to get a system of indications, regardless of their substance and limitations, such as pictures, body mobility, music, objects, and complex

associations that make up the content of rituals, conventions, or public entertainment. If not a language, at least a signing system (Barthes, 1964:9).

Apart from Umberto and Barthes, there are also two other experts who popularized this semiotic study, namely Ferdinand de Saussure and Charles Sanders Peirce. Saussure stated that semiotics is a study that discusses 'signs'. He views this sign as part of social life and assumes that semiotics depends on the main rules derived from the social life of the community. Meanwhile, according to Peirce's theory, "Semiotic was the formal doctrine of sign" and according to him, "Every thought is a sign" (in Chandler, 2007:3).

Based on several definitions from experts regarding the definition or what 'Semiotics' is, the direction and focus of the definitions they put forward are the same, namely semiotics is the study of 'sign'.

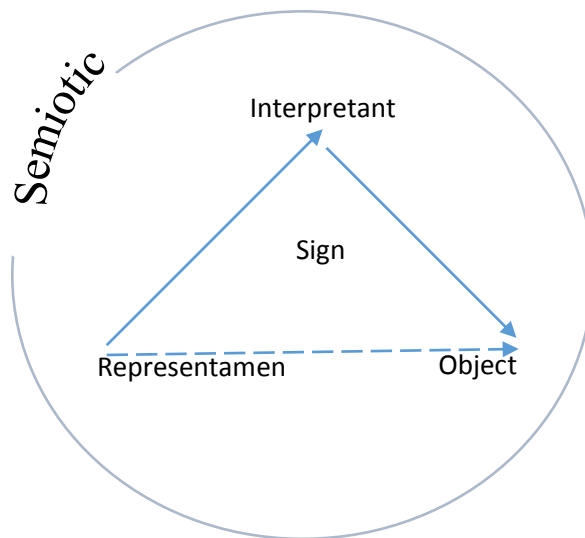
## **2. Peirce's Semiotic Theory**

Peirce is a semiotic Figure who is famous for his pragmatism doctrine, he has given many views or basic theories in the general theory of signs through his writings. According to him, semiotics is identical to the concept of logic which focuses on knowledge about human thought processes.

Peirce's Theory is known as the Triadic Theory. There are three important and interrelated things with 'sign', namely representament, object, and interpretant. In the form the representament described that a sign is something that stands for a person for something in some way. It leads to someone that is created an equal sign, or a more develop one. For the first sign, that is a sign

called the interpretant. Then the object, as the sign means something. And representament, it represents the object, not in every way, but refers to a kind of idea (Peirce, 1931:58).

The main principles in Peirce's theory are semiotics related to the human mind or logic and the boundaries of signs. three-dimensional system (triadic/trichotomy) and relativity regarding the three typologies or taxonomies of signs (icon, index and symbol).



(Figure 2.1 Peirce's Triadic Theory)

In Peirce's theory, each element in semiotics is further classified into trichotomy, namely representamen, object, and interpretant. The three semiotic elements according to Peirce are then divided into three more qualifications. Representamen qualifications are divided into three namely qualisign, sinsign and legisign. It also can refer to its object through a relationship of similarity, contextual or legal affinity. Objects qualify as icons, indexes and symbols. The

last element is interpretant, it is also divided into three qualifications, namely rheme, dicisign and argument.

## **2.1 Representamen**

The first divisions in representative form, it is explained that a sign was specified to be qualisign, sinsign, and legisign. Qualities that are a sign, called qualisign. It cannot truly be sign until it is realized (the realization of it has nothing to do with his character as a sign). Then against something that really exists or events that is the sign referred to as sinsign. The characteristics of the sign are possible only when several qualisign are involved, but the qualisign would only form as assign if it were truly realized. Lastly, it is the law of sign, called by legisign. These laws were usually imposed by men. It is said that any conventional sign is part of the legisign (Peirce, 1931:101).

Based on the theory above, the qualification of representamen can be explained as follows:

### **a. Qualisign**

Qualisign is defined as the quality that exists in the sign. This is a quality that is described in a 'sign', such as color, feeling, sound quality, etc. which is manifested as a form of physical object and functions as a sign. For example, a person who speaks in a loud or high tone means that the person is angry, or a person who laughs means that they are happy. Or also in the color example, red

has the meaning or meaning of courage or white which means purity or purity, and black means evil or darkness.

**b. Sisign**

Sisign is a real event that exists as a sign. This can only happen through quality, so it is involved with the qualisign element. For example, the word tsunami in the sentence tsunami disaster is an event that states a tsunami is caused by a shift in the earth's plates under the sea.

**c. Legisign**

A sign is classified as a legisign if it is or is related to what is called a norm, custom, rule or law. The law referred to here is not a single object, but a general type that has been accepted and must also be significant. For example, the sign 'no parking', the sign indicates that a person is prohibited from parking his vehicle in the neighborhood or wherever the sign is written.

## **2.2 Objects**

The second division is object, and requalifies as icon, index, and symbol. Icon is sign of an object that is defined by its own character and possession. It also points to whether such objects really exist or not. The second is index. It is the sign of an object it designates according to the law, usually a general body of ideas, which serves to cause it to be interpreted as referring to the object (Peirce, 1931:102).

Based on the theory above, the qualifications of the object elements, namely icon, index, and symbol can be explained as follows:

**a. Icon**

Icon is a sign that indicates at least one 'character'. It has to do with the quality of the object represented by the sign. The relationship is whether the object exists or not. For example, maps, photos, and others.

**b. Index**

An index is a sign that an object is actually affected by. It refers to the object it points to. The sign has the meaning of the result of the message. For example, smoke is a sign of fire.

**c. Symbol**

Symbol is a sign that has been associated with its meaning and use. This sign is generally agreed upon by the user as a general reference. For example, a green on a traffic light means that the driver can continue his journey and must stop when it has turned red. These two things have been known by all public road users and have agreed on their meaning when driving.

### **2.3 Interpretant**

The last division according to Peirce is the Interpretant and is re-qualified into three qualifications, namely Rheme, Dicsign, and Argument. According to Peirce that, Rheme is a sign of qualitative probability and is understood as a



representation of the probability associated with an object. Dicisign is a sign that refers to the actual existence of a sign. Argument is a sign of law (Peirce, 1931:250-251).

Based on Peirce's theory, the qualifications of the Interpretant elements in tricotomy, namely Icon, Index, and Symbol can be explained as follows:

**a. Rheme**

Rheme is a sign in the form of understanding the representation of the possibilities associated with an object. For example, if the eyes are red, this indicates that the person may have just cried or lacked sleep or could also be drunk and so on.

**b. Dicisign**

Dicisign is a sign to express a factual interpretation. For example, if there is a dangerous road because it is surrounded by steep ravines or cliffs, there is traffic signs that the road is dangerous, so the reader knows the sign and can be carefully when trying to pass the road.

**c. Argument**

Argument is an interpretation in the form of logical thinking or also known as a sign of law. For example, such as the prohibition sign to activate cellphones or gadgets in the mosque, because the mosque is a place of worship that requires quiet so that people can pray solemnly.

### **3. Body Language**

Body language is part of non-verbal communication used in communicating in social life. Kaps states that body language, expressions, body movement are part of nonverbal communication forms (Kaps & Voges, 2007:43). Body language is also an embodiment or reflection of the emotional condition of the user or the speaker himself. As Allan and Pease say that body language is an outward reflection of a person's emotional condition. Body language is also a unique non-verbal communication signal. We can see that most of the messages in face-to-face communication are revealed by bodily signals (Allan & Pease, 2004). A person conveys a message or expresses himself through conscious or subconscious movements, gestures and facial expressions (Vijaya, 2004).

Body language is usually realized based on the habits of a person in his social environment, norms, or laws. Therefore, it is very closely related to the non-verbal communication legisign proposed in Peirce's theory that legisign is the law of sign. These laws were usually imposed by men. It is said that any conventional sign is part of the legisign (Peirce, 1931:101).

Non-verbal communication legisign can be analyzed through several conditions, namely based on facial expression, body contact, interpersonal space, gesture, posture, and appearance.

#### **a. Facial Expressions**


Every person talking or communicating must also show their expressions. Someone's feelings are also reflected on his face, for example someone is sad then his face will look gloomy or maybe cry. This is a body language that is

described through Facial Expression. Here are some examples of facial expression:


1) Happiness




2) Sadness



3) Surprise



#### 4) Angry



#### **b. Body Contact**

Touch or contact is also part of body language. This is because there is a certain meaning to the touch or contact that one person makes to another person. For example, if someone taps his friend's shoulder with the intention of reprimanding him. Another example is shaking hands. Here are some examples of bodily contact:

##### 1) A hug



2) Big hug




3) Shake hands



**c. Interpersonal Space**

Interpersonal space refers to the distance created between one person and another person when interacting. Usually, the closer they are, the closer they will be to their relationship. Here are some examples of interpersonal space:


1) Closer distance



2) Normal distance



3) Keeping distance




4) Stranger distance



**d. Gesture**

Gesture refers to the pattern of body movements performed by a person. For example, when someone wants to say goodbye or see you later, the gesture that is usually used is waving. Here are some examples of gesture:

1) Someone who trying to remember something



2) “Think” gesture



3) Someone got an idea or remember something




4) Gesture of show the direction or something (place, person, animal, thing, etc.)




5) Be quite or “sssttt” gesture



6) “upppss” gesture



7) Someone got haedache gesture



**e. Posture**

Posture is more directed at the body position of a person. Whether the person is standing, sitting, or squatting. Here are some examples of posture:



1) Standing posture



2) Sitting posture



3) Squatting posture



4) Laying posture




**f. Appearance**

Appearance refers to how an object or person is depicted. This shows the style or appearance of the outside of a person. Other people will judge what other people show on him. For an office person, this type of person who works in an office usually shows a neater appearance with the shirts, suits, and ties they wear (formal appearance). Here are some examples of appearance:

1) Appearance of students in other countries



2) Appearance of students in Indonesia



3) Appearance of health workers/doctor



#### 4) Apperance of career persons



### 4. Drama

The definition of drama is taken from Greek (Etymologically). The word “Drama” comes from the word '*dran*', this means 'to act' or 'to do'. Drama was originally known as a form of literary work in the form of textual with the aim of being displayed on stage or shown to the general public. Drama is a literary work that aims to describe life by expressing conflict and emotions through actions and dialogues (Gemtou, 2014). The purpose of this drama is further strengthened by the statement that the creation of drama is indeed to be staged and enjoyed together (Dejowati, 2012:16). Drama is divided into two types, namely classical drama and modern drama.

#### a. Classical Drama

Classical drama is a literary work that generally tells about supernatural powers, royal life and the stories of the gods and goddesses they worship (the Greco-Romans). Classical drama is known to be very thick with Aristotle's theories in it. So he is known as one of the experts in the development of classical

drama. Meanwhile in Indonesia, this classic drama was first known as a conventional drama. The development of drama in Indonesia also begins with performances with stories of gods in Hindu-Buddhist beliefs, as well as Christian religious dramas in churches, then develops into various drama performances such as plays, ketoprak, ludruk, and others.

**b. Modern Drama**


Modern drama is the opposite of classical drama. If classical drama performances are known in a conventional way, in modern dramas, the performances have adopted modernization techniques. We can see this in the form of its application. The development of modern drama is known to enter the twentieth century. Then in this era, modern drama is growing rapidly again. This can be seen in the drama series shown on television soap operas. Television soap operas are a form of modern drama in which dramas are no longer performed conventionally (live) but are played and played and recorded and broadcast in the form of videos or films.

Based on the two types of drama, it can be concluded that the object of research chosen by the author is drama in the tiktok application, which is classified as modern drama. This is because tiktok drama is a drama that is not staged but is filmed and shared on a modern platform, namely in mobile applications (TikTok Apps).

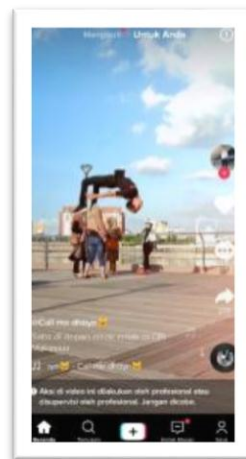
## 5. TikTok

TikTok is a platform application provided for Android or OS users that contains a collection of posts in the form of video recordings from account owners that have been set and uploaded to and shared by the application with other users. This application has similarities to the Instagram and YouTube applications, only in the form of postings that are allowed on this social media only in the form of video recordings and play automatically.

TikTok is an application for making short videos and then sharing them as an online entertainment community. Creators can use a wide variety of Augmented Reality (AR) tools, filters, and effects to create videos. They can also engage in various 'challenges' to imitate other users in acting out a video (Zhang, 2021:6).



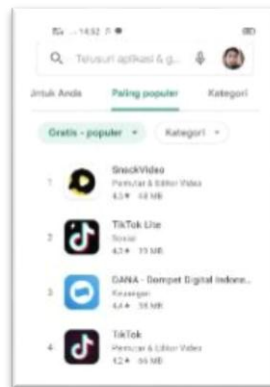
(Figure 2.2 TikTok's Logo)



(Figure 2.3 TikTok's Homepage)

TikTok currently has become one of the most popular or well-known applications among the public, not only in Indonesia but also in other foreign countries. However, the popularity of using this application also does not rule out the possibility of a country blocking this application in their country, one of

which is India. The popularity of this tiktok application can be seen from the list of popular applications on the playstore as an application provider service for Android users.



(Figure 2.4 List of most popular applications on Playstore)

In this research related to the use of tik tok, the author will identify the use of body language in the tik tok video content in the @Davsurj account.

#### a. **Tik Tok @Davsurj**

The tik tok account @Davsurj is an account owned by a man whose real name is David Soerdjana (32). At this moment David's account has around 3.8 Billion followers and gets around 53.8 Billion likes from tik tok app users. This tik-tok account from David focuses on videos with the concept of inspiring drama with life and moral values that can be life lessons for the audience.



(Figure 2.5. Profil TikTok @Davsurj)



(Figure 2.6 Tik Tok @Davsurj)

### b. Talents in @Davsurj's Drama

There some talents that playing a role in account of @Davsurj tiktok's drama, that is:

- 1) David Soerdjana



Usually playing as: Main character/protagonist, an uncle, bossman, homeless.

2) Sang Robby



Usually playing as: A friend, boyfriend, businessman.

3) Komang



Usually playing as: A friend, freeman, a thief, restaurant owner, online driver, husband.

4) Madam Sonia



Usually playing as: An employee.



5) Vilia Carl



Usually playing as: An employee.

6) Oliv Bells



Usually playing as: An employee, women's career.

7) Cahaya Rosa



Usually playing as: A girlfriend, wife, buyer, waitress.

8) Mak Rungsing



Usually playing as: A mother, a mother-in-law, housemaid.

9) Miss Xiuu



Usually playing as: A girlfriend.

This research will later apply the theory put forward by Peirce to some of @Davsurj's tik-tok videos. The following is an example of the application of drama analysis on tiktok using Peirce's theory:



(Figure 2.7 Example of TikTok Video Captures)

The following is the analysis triadic form of capture 01:

First is to analyze the representamen (sign). In this section, the type or qualification of the sign used is legisign. This is related to what is called a habit so that it is classified as a legisign, and the picture shows the state of a person with his brows knit together in the center.

Second is analyzing object. In this section, the type or qualifier of the object used is icon. Icon is tied to what is called a character, the character here is a character who plays a role in the drama. The character shown in capture 01 is actor 1 who plays the bossman.

The third is to analyze the interpretant. In this section, the type or qualification of the interpretant is rheme. Rheme refers to the observer's representation of what is depicted or seen. The capture shows that a person is under pressure of stress.

The next step is to indicating the use of body language using nonverbal communication: legisign on picture. The form of legisign found in data 1 on the table below.

(Table 2.1 Identification of Example Capture)

No	Example Data	Facial Expression	Bodily Contact	Gesture	Posture	Interpersonal Space	Appearance
1	Example Capture	✓	✗	✓	✓	✗	✓

Based on the table above, here is the identification of found legisign:

(Table 2.2 Identify Use of Nonverbal Communication in Example Capture)

No	Example Data Example Capture	Identification
1	Facial Expression	<b>depressing</b>
2	Bodily Contact	-
3	Gesture	<b>Sighing</b>
4	Posture	<b>Sitting posture</b>
5	Interpersonal Space	-
6	Appearance	<b>Old man, he is wearing the office suit</b>

After identifying the signs with triadic theory and placing nonverbal indicators on example data, then analyzing the meaning. The following is the analysis of the meaning for the data:

The first step is to identify meaning through legisign analysis of nonverbal communication. In the capture, the analysis is based on the actor's facial expressions. The man's facial expression shows that he was feeling stressed. In picture shows the actor or a bossman knitting his eyebrows. It's depicting a sadness certainly hints at some kind of worry or distress. The second step is to analyze the use of framing techniques. The scene in this picture shows a bossman leaning in his seat.

The third step, analysis of communicative acts. verbal communication contained in this scene is a description in the script in the form of the actor sighing. Sighing is used as an attempt on the part of a person to calm himself

down. The communicative act of this actor shows that he is getting pressure on his head or feeling stressed.

Based on the above analysis, the picture above or capture 01 shows a picture of a bossman who experiencing something severe or stressed up. The hardest thing here is his job as the boss of the company. In the context of the drama, the man got information that his company would go bankrupt. So, he became depressed or stressed.

## **B. Relevant Study**

This proposal is made by using references from various sources of support such as journals, books, e-books, and articles. Based on the title of this proposal, it can be seen that the focus of this research is the analysis of the use of body language in drama videos on tiktok. Furthermore, the author mentions several studies that have the same research focus but with different objects.

The first research is a thesis by Winda Aktaviani Harahap (2017) with the title "Semiotic Analysis of Body Language in the Movie Anna and the King". This study discusses the types of body language and the meaning of the body language from the movie Anna and the King. Her research contributes as an illustration for the author on how to identify the body language of a movie or video-shaped material.

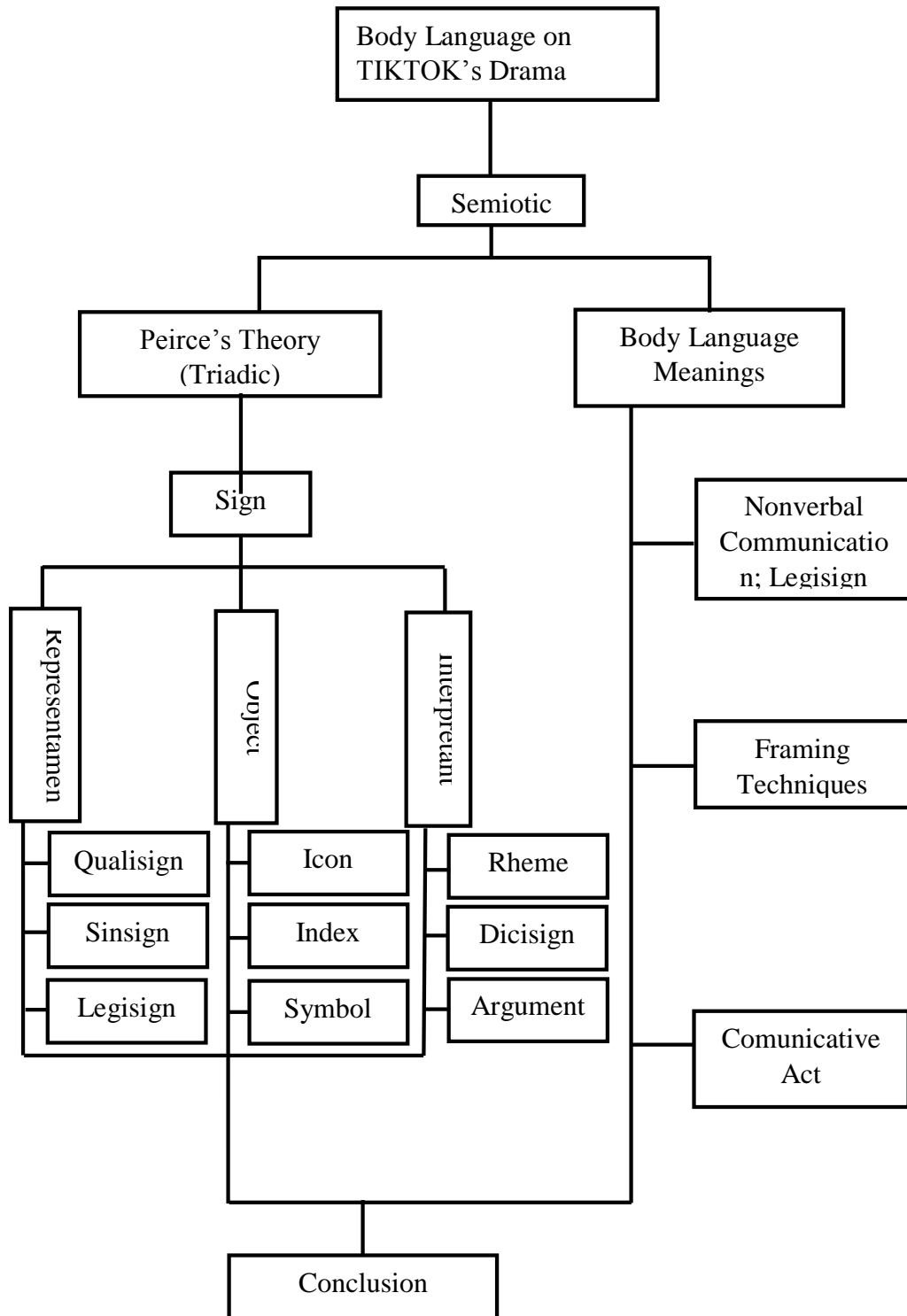
The second research is a thesis from the title "Analysis of Body Language in 'Donald Trump and Kim Jong Un' News Video". This study discusses the use of body language that has been analyzed from the video of Donald Trump and

Kim Jong Un during a meeting as a form of cooperation between the two. This research from Fakhri Kairuandi (2020) contributes to how to apply body language analysis (facial expression, bodily contact, interpersonal space, gesture, posture, and appearance) to images captured from video materials.

The third is the journal from Nizar and Yayan Suryana as Proceedings of the 1st International Conference on ELT (CONELT) with the theme "Teaching and Learning English: Current Trends, Issues & Practices". With a journal entitled "The Analysis of Nonverbal Communication in 'Orphan' Movie". The journal is a journal of research results on nonverbal analysis with film objects. And the film that they studied the use of nonverbally was 'Orphan', this is a psychological horror film. The film was released in 2009 and was in great demand by the public at that time. The contribution of this article is that the author can learn about how the author of the article concludes the meaning of the use of nonverbal communication (facial expression, bodily contact, interpersonal space, gesture, posture, and appearance) as well as the concentration of time analyzed in a video.

There are similarities and differences between research above and current research. The Similarities from research above with current research, it's all about semiotics research. Semiotics research is a study that discusses the finding of the meaning of sign. And the differences over a basic theory and object of research. The main theory of this research focuses more on Peirce's theory and the object is tiktok's drama.

### C. Conceptual Framework



(Figure 2.8 Conceptual Framework)

This research aims to analyze the use of body language in the drama. The drama is sourced from the social media application, tiktok. The research subject discussed is a study of the linguistic branch, namely semiotics or studies of the meaning of signs. The linguistic theory used to analyze the subject is the theory proposed by Charles Sanders Peirce. The theory is known as the triadic or trichotomy semiotic theory. It's divides semiotics into three related qualifications, namely representament, object, and interpretant. The three sections are then further divided into three qualifications, namely:

1. Representament, divided into:
  - a. Qualisign
  - b. Sisign
  - c. Legisign
2. Object, divided into:
  - a. Icon
  - b. Index
  - c. Symbol
3. Interpretant, divided into:
  - a. Rheme
  - b. Dicisign
  - c. Argument

The research subject was analyzed using triadic theory. Materials in the form of capturing results or screenshots of images as objects under study, first determine the meaning of the signs, namely determining representamen, object,



and interpretan. Then, data object was placed in the form of legisign found table and explained in indication table as the application of nonverbal communication in the drama frame. Nonverbal Communication is divided into:

- 1) Facial Expression
- 2) Bodily Contact
- 3) Interpersonal Space
- 4) Gesture
- 5) Posture
- 6) Appearance

The last is to conclude the perception of the meaning of body language. To draw conclusions, it was related to human habits in communication based on minds of researcher and the meaning of body language encountered to support the perception or conclusion, that is about nonverbal communication: legisign, framing techniques, and communicative act.

## **CHAPTER III**

### **METHODOLOGY**

#### **A. Research Design**

This study used descriptive qualitative methods. Qualitative methods are explanations of human processes. One can maintain a chronological, see which events lead to the result, and get useful description. Then, qualitative data also leads to chance findings and new combination (it helps the researcher go beyond initial conceptions and generate or revise conceptual frameworks). Finally, the findings of this study are undeniable. Words are structured into incidents or stories, have a concrete, clear, and meaningful sense that is proven and convincing to the reader (Miles, Huberman, & Saldana, 2014). Meanwhile qualitative research methods are also known as postpositivism (which views social reality as holistic/ whole, complex, dynamic, full of meaning, and interactive symptom relationships), being used to research in the contents of natural objects (as their opposite is an experiment) in which researchers as key instruments, The collective technique of triangulation (combined), data analysis is inductive/qualitative, and the qualitative results emphasize meaning more than generalization (Sugiyono, 2015).

Descriptive method is a method that used to study a group of people, an object, a set of conditions, a system of thought or event with purposes or result in a systematic, factual, accurate description or description of facts, characteristics and relationship among existing phenomena (Nazir, 1988).

Based on above explanations, simply, this research is suitable used qualitative descriptive method. It is because the research closely related to the philosophies of human beings or to social reality and leads more to the emphasis or clarity of meaning evident with systematic and factual description about the meaning of body language on tiktok platform, especially on drama (as semiotic analysis).

## **B. Data and Source of Data**

The data from this research retrieved from tiktok's videos in drama, where it contains a lot of body language use. It analyzed for the drama from tiktok account with username @davesurj. The drama made by the account has been on the inspiring theme of the drama, so it was also very interesting to study or analyze.

Form of the data used the theory proposed by Charles Sanders Peirce. The theory is known as the triadic or trichotomy semiotic theory. It divides semiotics into three related qualifications, namely representament (legisign), object (Icon), and interpretant (rheme).

The research subject analyzed using triadic theory. Materials in the form of capturing results or screenshots of images as objects under study, first determine the meaning of the signs, namely determining representamen, object, and interpretan. Then the data was placed in the form of legisign found table and explained in indication table as the application of nonverbal communication (facial expression, bodily contact, interpersonal space, gesture, posture, and appearance) in the drama frame. Then, it was related to human habits based on

minds of researcher and the meaning of body language encountered to support the perception or conclusion, that is about nonverbal communication: legisign, framing techniques, and communicative Act.

### **C. Technique of Data Collection**

The collecting of data on qualitative descriptive research includes observation and examination of materials such as notes, reports, photos, and documents. Observations and examinations in this study lead to the object of a tiktok video.

The data collection stage used a few steps as a documentary study that is: take a drama video at tiktok, select several videos, and download it. Then take some pictures by doing screenshots on the gadgets or smartphone. And at the last step, write the analysis result of body language in drama videos.

### **D. Technique of Data Analysis**

Descriptive methods generally have in common with other qualitative methods. The similarity in a research approach conducted by researchers. This characterized by simultaneous collection of data and analyzed.

The study used the data analysis techniques presented by Miles, Huberman and Saldana (2014). Based on their theory, the data analysis in this study is as follows:

## 1. Data condensation

Based on Miles' theory in the qualitative theory about data condensation, it refers to the process of:

- a. Selecting
- b. Focusing
- c. Simplifying
- d. Abstracting
- e. transforming the data

All of the above sections appear throughout the contents of written field notes, transcripts of interview, documents, and for all material that observable (Miles et al., 2014). On the condensing of data is performed:

- a. **Selecting data**, the data was selected from a tiktok's drama videos published by username account @davsurj on October 2, 2021 entitled “*Promo Kebaikan Tanpa Batas/Unlimited Free Promo*” (Soerdjana, 2021).
- b. **Focusing**, after choosing the video for analysis, the next step to be taken is appointing, language which here refers to the use of body language which is present in every selected data.
- c. **Simplifying**, the data of the video was simplified into several images using the screenshoot or capture system on gadgets that make it easier for existing body language analysis.

- d. **Abstracting**, abstracting meaning in body language found in the video and analyzed using the semiotics method proposed by Charles Sanders peirce/triadic or tricotomy theory (1931).
- e. **Transforming**, after doing previous steps, the next step is signatored data that drivers in the full body of field notes that notebooks the records, documents, and other employment materials.

## 2. **Data Display**

Display data is the next step in the qualitative method. This stage displays an overview of what's been done at the condensation level along with all its backups, such as graphics and so forth. it is defining as a collection of information that is organized and compressed, useful for drawing conclusions and actions. The display helps us to do something and understand what is happening, analyze it more or take action based on the that knowledge (Miles et al., 2014).

In data displays, it is displayed data that has been compiled and analyzed at the data condensation stage and shows the description of the semiotic theory by Charles Sanders Peirce about body language on tiktok's drama that was already selected and has been captured into several pictures.

## 3. **Conclusion Drawing/Verification**

The stage is the final step in a qualitative method is conclusion drawing/verification. The conclusions means the analysis results, while

verification means a second thought that comes to mind during writing, by reviewing the field notes in a concise manner or thoroughly and complexly with lengthy arguments and reviews to develop an understanding of the relationship of objectivity constructs to reality or to replicate findings in a further data (Miles et al., 2014).

This session is focused for illustrating the conclusion of what is being done in this studies. This conclusion was illustrated on the basis of the views and results that the authors have obtained in their research, but on the record when the preceding phase of the data condensation and display data has been completed.

## CHAPTER IV

### DATA ANALYSIS AND FINDING

#### A. Data Collection

Data collected and selected from video ticktock @davsurj (David soerdjana). The kind of meaning analysed in this chapter is based on a drama that existed or was uploaded on October. There were 32 data found in a tiktok video and they were analyzed according to the type of meaning with the theory presented by Peirce. (Appendix 1)

The type of meaning analyzed in the study includes indications of representation, object, and interpretation and the meanings through non-verbal communication legisign, framing technique and communicative act.


#### B. Data Analysis

Data analysis is a process of turning raw data into useful information. It is expected to address the research problem. And raw data in the study is David Soerdjana's drama videos (@davsurj) on tiktok and there are 32 pieces of data selected to be analyzed in the process. Results from data are expected to answer the study of the type and meaning of body language in David Soerdjana's drama videos (@davsurj) on tiktok and interpretations. The following is an analysis of 32 selected data that identify nonverbal communication legisign and triadic theories of Charles Sanders Peirce, as well as interpretation of meaning. Non-verbal communication legisign was analyzed using a table made up of six signs: the



facial expressions, gestures, postures, interpersonal space, and appearance. While the visual sign is analyzed using triadic of Charles Sander Peirce's semiotic theory, that is representamen, object, and interpretation. And the application of body language meaning is supported by 3 steps: interpreting the core meaning of non-verbal communication: legisign that indicated by the picture, framing technique, and communicative act. The results of the analysis in the 32 selected data displayed on below as answer to the study problem.

## **DATA 1**



**(Figure 4.1 Capture 01)**

The following is the analysis triadic form of Capture 01:

First is to analyze the representamen (sign). The type or qualification of the sign used is legisign. This is related to what is called a habit so that it is classified as a legisign. The picture shows a finished eating person. Second, analyzing object. The type or qualifier of the object used is icon. Icon is tied to what is called a character, the character here is a character who plays a role in the drama. The character shown in capture 01 is actor 1 who plays as an old woman. Third,

analyzing the interpretant. The type or qualification of the interpretant is rheme. Rheme refers to the observer's representation of what is depicted or seen. The capture shows us the old woman finished eating the food at restaurant.

The next step is to indicating the use of body language using nonverbal communication: legisign on picture. The form of legisign found in data 1 on the table below.

**(Table 4.1. Identification of Capture 01)**

No	Data 1	Facial Expression	Bodily Contact	Gesture	Posture	Interpersonal Space	Appearance
1	Capture 01	✓	✗	✓	✓	✗	✓

Based on the table above, here is the identification of found legisign:

**(Table 4.2. Identify Use of Nonverbal Communication in Capture 01)**

No	Data 1	Identification
	Capture 01	
1	Facial Expression	<b>Calling and talking expressions</b>
2	Bodily Contact	-
3	Gesture	<b>The hands doing a table manner when we're done eating food on our plates</b>
4	Posture	<b>Sitting posture</b>
5	Interpersonal Space	-
6	Appearance	<b>Old woman, blonde hair, and she is wearing a simply white shirt with black blazer</b>

After identifying the signs with triadic theory and placing nonverbal indicators on data 1, then analyzing the meaning. The first step is to identify meaning through legisign analysis of nonverbal communication. In the capture, the analysis is based on the actor's facial expressions, gesture, posture, appearance. The mother lady's facial expression shows that she raised her eyebrows and opened her mouth. It indicates that she talked to someone. The

gesture shows that she did a table manner when someone finished eating the food. The posture shows that she was sitting on his table at the restaurant. The appearance shows that she was wearing the simply white shirt with black blazer and blonde hair. Blonde hair usually used to cover white hair or old hair. It indicates that actually she is an old woman. Second, analyzing the use of framing techniques. The scene in this picture shows an old woman was sitting in restaurant table. That indicates that she was there for a launch. Third, analyzing communicative acts. The verbal communication contained in this scene is a description in the script of the actor “*Mbak, ini semuanya berapa ya?*” (In English: *Mbak, How much for all this?*). The communicative act of this actor shows that she was asking about the price of the food that she had eaten. The old woman used word “*mbak*” that indicates to a young woman person. Based on the above analysis, the picture above or capture 01 shows a picture of an old woman finished eating food and then asking about the price to the young woman.

## DATA 2



(Figure 4.2 Capture 02)

The following is the analysis triadic form of capture 02:

First is to analyze the representamen (sign). The type or qualification of the sign used is legisign. This is related to what is called a habit so that it is classified as a legisign. The picture shows a smiled person. Second, analyzing the object. In this section, the type or qualifier of the object used is icon. Icon is tied to what is called a character, the character here is a person who plays a role in the drama. The character shown in capture 02 is actor 2 who plays as the restaurant owner. The third is to analyze the interpretant. In this section, the type or qualification of the interpretant is rheme. Rheme refers to the observer's representation of what is depicted or seen. The capture shows us the restaurant owner was smiling to someone.

The next step is to indicating the use of body language using nonverbal communication: legisign on picture. The form of legisign found in data 2 on the table below.

(Table 4.3 Identification of Capture 02)

No	Data 1	Facial Expression	Bodily Contact	Gesture	Posture	Interpersonal Space	Appearance
1	Capture 02	✓	✗	✓	✓	✗	✓

Based on the table above, here is the identification of found legisign:

(Table 4.4 Identify Use of Nonverbal Communication in Capture 02)

No	Data 1	Identification
1	Facial Expression	<b>Smiling</b>
2	Bodily Contact	-
3	Gesture	<b>Holding the phone</b>
4	Posture	<b>Standing up</b>
5	Interpersonal Space	-
6	Appearance	<b>Beautiful, young woman, and wearing purple shirt with green apron</b>

After identifying the signs with triadic theory and placing nonverbal indicators on data 2, then analyzing the meaning. The first step is to identify meaning through legisign analysis of nonverbal communication. In the capture, the analysis is based on the actor's facial expressions, gesture, posture and appearance. The young woman's facial expression shows that she opened her mouth with smiling on her face at the same time. the mouth opened indicating that she was saying something word. It means she was talking with smile on her face that show us about politeness to customer. The gesture shows that she was holding a phone on her hands. The phone function for payment required, so it should be always on her hand. The posture shows that she was standing up. The appearance shows a beautiful young woman with makeup and wearing purple shirt with green apron. It indicates that she is the restaurant owner who serves customer by herself. Second, analyzing the use of framing techniques. The scene

in this picture shows that an owner was standing on her restaurant floors. That indicates that she was there for giving services to her customers. Third, analysis of communicative acts. verbal communication contained in this scene is a description in the script of the actor “*lima ribu aja*” (In English: “Only Five thousand rupiah”). The communicative act of this actor shows that she was telling the price. Based on all the explanation, the picture above or capture 02 shows a picture of the restaurant owner was answering the price of food that her customer had eaten.

### DATA 3



(Figure 4.3 Capture 03)

The following is the analysis triadic form of capture 03:

First is to analyze the representamen (sign). The type or qualification of the sign used is legisign. This is related to what is called a habit so that it is classified as a legisign. The picture shows a smiled person with phone. Second, analyzing the object. The type or qualifier of the object used is icon. Icon is tied to what is called a character, the character here is a character who plays a role in the drama.

The character shown in capture 03 is actor 2 who plays as the restaurant owner. Third, analyzing the interpretant. The type or qualification of the interpretant is rheme. Rheme refers to the observer's representation of what is depicted or seen. The capture shows that the restaurant owner was smiling and taking a picture.

The next step is to indicating the use of body language using nonverbal communication: legisign on picture. The form of legisign found in data 3 on the table below.

**(Table 4.5 Identification of Capture 03)**

No	Data 3	Facial Expression	Bodily Contact	Gesture	Posture	Interpersonal Space	Appearance
1	Capture 03	✓	✗	✓	✓	✗	✓

Based on the table above, here is the identification of found legisign:


**(Table 4.6 Identify Use of Nonverbal Communication in Capture 03)**

No	Data 3	Identification
	Capture 03	
1	Facial Expression	<b>Smiling</b>
2	Bodily Contact	-
3	Gesture	<b>Holding up the phone with all hand</b>
4	Posture	<b>Standing up</b>
5	Interpersonal Space	-
6	Appearance	<b>Beautiful, young woman, and she is wearing purple shirt with green apron</b>

After identifying the signs with triadic theory and placing nonverbal indicators on data 3, then analyzing the meaning. The first step is to identify meaning through legisign analysis of nonverbal communication. In the capture, the analysis is based on the actor's facial expressions, gesture, posture, and appearance. The restaurant owner's facial expression shows that she is smiling and looking at the phone. The gesture also shows that she was holding up her

phone. The expression and gesture of her indicates that she instructed indirectly to the person who the picture had taken for smiling to the camera. The posture shows that she still standing, it's because she is on his shift. The appearance shows a beautiful young woman with makeup that was wearing purple shirt with green apron. It indicates if she is the restaurant owner who serves customer by herself. Second, analyzing the use of framing techniques. The scene in this picture shows the upper body of the restaurant owner that standing and holding up her phone. That indicates that she was there for taking a picture of one her customer. Third step, analyzing of communicative acts. There is no verbal communication contained in this scene. She was just instructed indirectly by smiling to her customer. Based on all explanation, the picture above or capture 03 shows a picture of the restaurant owner was taking a picture of her customer.

#### **DATA 4**



**(Figure 4.4 Capture 04)**

The following is the analysis triadic form of capture 04:



First is to analyze the representamen (sign). The type or qualification of the sign used is legisign. This is related to what is called a habit so that it is classified as a legisign. The picture shows a smiled person. Second, analyzing object. The type or qualifier of the object used is icon. Icon is tied to what is called a character, the character here is a person who plays a role in the drama. The character shown in capture 04 is actor 1 who plays as an old woman. Third, analyzing the interpretant. The type or qualification of the interpretant is rheme. Rheme refers to the observer's representation of what is depicted or seen. The capture shows us the old woman was trying smile at the camera.

The next step is to indicating the use of body language using nonverbal communication: legisign on picture. The form of legisign found in data 4 on the table below.

**(Table 4.7 Identification of Capture 04)**

No	Data 4	Facial Expression	Bodily Contact	Gesture	Posture	Interpersonal Space	Appearance
1	Capture 04	✓	✗	✓	✓	✓	✓

Based on the table above, here is the identification of found legisign:

**(Table 4.8 Identify Use of Nonverbal Communication in Capture 04)**

No	Data 4 Capture 04	Identification
1	Facial Expression	<b>Smiling</b>
2	Bodily Contact	-
3	Gesture	<b>Silencing</b>
4	Posture	<b>Sitting posture</b>
5	Interpersonal Space	<b>Closing to camera and the owner, but far enough from other customers</b>
6	Appearance	<b>old woman, blonde hair, and she is wearing simply white shirt with black blazer</b>

After identifying the signs with triadic theory and placing nonverbal indicators on data 4, then analyzing the meaning. The first step is to identify meaning through legisign analysis of nonverbal communication. In the capture, the analysis is based on the actor's facial expressions, gesture, posture, interpersonal space, and appearance. The old woman's facial expression shows that she was trying smile. It means she smiling to imitate the restaurant owner's expression (at data 2). The old woman's gesture shows that she was keeping herself on silent mode. It is because she was trying not to screw up the photo session. The posture stayed down at her table after she had finished eating. The old woman's distance from other customers was sitting at different table, but close from the camera and restaurant owner. The Appearance shows that she is wearing simply white shirt with black blazer and blonde hair. Blonde hair usually used to cover white hair or old hair. Second, analyzing the use of framing techniques. The scene in this picture shows the upper body of an old woman that sitting on his table. And there is camera in front her. That indicates that she was there for taking a picture. Third step, analyzing of communicative acts. There is no verbal communication contained in this scene because she was on silent. Based on all the explanations, the picture above or capture 04 showed us a picture of an old woman was smiling to the camera on phone's restaurant owner with purposes for special event and getting discount for the bill.

## DATA 5



(Figure 4.5 Capture 05)

The following is the analysis triadic form of capture 05:

First is to analyze the representamen (sign). The type or qualification of the sign used is legisign. This is related to what is called a habit so that it is classified as a legisign. The picture shows a payer person. Second, analyzing the object. The type or qualifier of the object used is icon. Icon is tied to what is called a character, the character here is a person who plays a role in the drama. The character shown in capture 05 is actor 1 who plays as an old woman. Third, analyzing the interpretant. The type or qualification of the interpretant is rheme. Rheme refers to the observer's representation of what is depicted or seen. The capture shows us an old woman was paying the bills of her food.

The next step is to indicating the use of body language using nonverbal communication: legisign on picture. The form of legisign found in data 5 on the table below.

(Table 4.9 Identification of Capture 05)

No	Data 5	Facial Expression	Bodily Contact	Gesture	Posture	Interpersonal Space	Appearance
1	Capture	✓	✗	✓	✓	✓	✓

	05					
--	----	--	--	--	--	--

Based on the table above, here is the identification of found legisign:

**(Table 4.10 Identify Use of Nonverbal Communication in Capture 05)**

No	Data 5	Identification
	Capture 05	
1	Facial Expression	<b>Looking to something faces</b>
2	Bodily Contact	-
3	Gesture	<b>Holding the money with the hand</b>
4	Posture	<b>Sitting posture</b>
5	Interpersonal Space	<b>Far enough from other customers</b>
6	Appearance	<b>Old woman, blonde hair, and she is wearing simply white shirt and black blazer</b>

After identifying the signs with triadic theory and placing nonverbal indicators on data 5, then analyzing the meaning. The first step is to identify meaning through legisign analysis of nonverbal communication. In the capture, the analysis is based on the actor's facial expressions, gesture, posture, interpersonal space, appearance. The old woman's facial expression shows us that she looked at the money on her hand. It is custom of a person when making sure the amount of money is correct. The gesture shows us that she was holding up the money with right hand. It is custom of a person when paying the bills. The posture shows that she stayed down at her table after she had finished eating. The old woman's distance from other customers was sitting at different table. The Appearance of her showed us that she is wearing simply white shirt with black blazer and blonde hair. Blonde hair usually used to cover white hair or old hair. Second, analyzing the use of framing techniques. The scene in this picture shows an old woman that still sitting on her table, the plate on the table, and the money on her hand. That indicates that she was there for paying the bill after finished

eating. Third, analysis of communicative acts. is a description in the script of an actor, “*ini lima ribunya*” (in English: “It’s five thousand rupiah”). The communicative act of this actor shows that she was paying the price of the food that she had eaten. Based on the all explanations, the picture above or capture 05 shows a picture of an old woman was looking at her money on her hand for paying the bill for five thousand rupiah to the restaurant owner.

#### **DATA 6**



**(Figure 4.6 Capture 06)**

The following is the analysis triadic form of capture 06:

First is to analyze the representamen (sign). The type or qualification of the sign used is legisign. This is related to what is called a habit so that it is classified as a legisign. The picture shows a watcher person. Second, analyzing the object. The type or qualifier of the object used is icon. Icon is tied to what is called a character, the character here is a person who plays a role in the drama. The character shown in capture 06 is actor 3 who plays as the second customer. Third, analyzing the interpretant. The type or qualification of the interpretant is rheme.

Rheme refers to the observer's representation of what is depicted or seen. The capture shows that the second customer was watching something happen at restaurant.

The next step is to indicating the use of body language using nonverbal communication: legisign on picture. The form of legisign found in data 6 on the table below.

**(Table 4.11 Identification of Capture 06)**

No	Data 6	Facial Expression	Bodily Contact	Gesture	Posture	Interpersonal Space	Appearance
1	Capture 06	✓	✗	✓	✓	✗	✓

Based on the table above, here is the identification of found legisign:

**(Table 4.12 Identify Use of Nonverbal Communication in Capture 06)**

No	Data 6 Capture 06	Identification
1	Facial Expression	<b>Watching and silent faces</b>
2	Bodily Contact	-
3	Gesture	<b>Holding the straw in the glass with his right hand</b>
4	Posture	<b>Sitting posture</b>
5	Interpersonal Space	-
6	Appearance	<b>Young woman, stylist hair, and he is wearing black shirt</b>

After identifying the signs with triadic theory and placing nonverbal indicators on data 6, then analyzing the meaning. The first step is to identify meaning through legisign analysis of nonverbal communication. In the capture, the analysis is based on the actor's facial expressions, gesture, posture, and appearance. The man's facial expression shows the man was looking to somewhere with silent faces. It is the custom of a person when concentrating on a matter. The gesture shows that the man's hand was holding the straw in glass. It

indicates that the man was drinking. The man's posture shows that he was sitting on the table. The appearance shows that he is wearing informal black shirt and stylist hair models. It indicates that he is a young man. Second, analyzing the use of framing techniques. The scene in this picture shows that the man was sitting on his table at the restaurant, the hand was holding the straw in his drink glass and the plate on his table. That indicates that he was there for taking a launch. Third, analyzing of communicative acts. There is no verbal communication contained in this scene because he is on silent. Based on the all explanations, the picture above or capture 06 shows a picture of the young man as the second customer was taking a launch and watching something interesting happen at the restaurant at the same time. It is about old woman that getting special event and discount in paying her food from the restaurant owner.

#### **DATA 7**



**(Figure 4.7 Capture 07)**

The following is the analysis triadic form of capture 07:

First is to analyze the representamen (sign). The type or qualification of the sign used is legisign. This is related to what is called a habit so that it is classified as a legisign. The picture shows us a watcher person. Second, analyzing the object. The type or qualifier of the object used is icon. Icon is tied to what is called a character, the character here is a character who plays a role in the drama. The character shown in capture 07 is actor 4 who plays as the third customer. Third, analyzing the interpretant. The type or qualification of the interpretant is rheme. Rheme refers to the observer's representation of what is depicted or seen. The capture shows us the third customer was watching something happen at restaurant

The next step is to indicating the use of body language using nonverbal communication: legisign on picture. The form of legisign found in data 7 on the table below.

**(Table 4.13 Identification of Capture 07)**

No	Data 7	Facial Expression	Bodily Contact	Gesture	Posture	Interpersonal Space	Appearance
1	Capture 07	✓	✗	✓	✓	✗	✓

Based on the table above, here is the identification of found legisign:

**(Table 4.14 Identify Use of Nonverbal Communication in Capture 07)**

No	Data 7	Identification
	Capture 07	
1	Facial Expression	<b>Wathing and silent faces</b>
2	Bodily Contact	-
3	Gesture	<b>The head position looking at the right and hand on the table</b>
4	Posture	<b>Sitting posture</b>
5	Interpersonal Space	-
6	Appearance	<b>Young man, handsome, stylist hair, and he is wearing blue shirt with blue jeans and stylist hair models</b>



After identifying the signs with triadic theory and placing nonverbal indicators on data 7, then analyzing the meaning. The first step is to identify meaning through legisign analysis of nonverbal communication. In the capture, the analysis is based on the actor's facial expressions, gesture, posture, and appearance. The man's facial expression shows that he was looking to somewhere with silent faces. It is the custom of a person when concentrating on a matter. The gesture shows that his head was looking at the right side. It indicates that something interesting are happens on his right side. The posture shows that he was sitting on his table at the restaurant. The appearance shows that he is wearing an informal blue shirt and jeans and stylist hair models. It indicates that he is a young man. Second, analyzing the use of framing techniques. The scene in this picture shows an upper body of the man was sitting with the hand and his drink on the table. That indicates that he was there for taking a drink time. Third, analyzing the communicative acts. There is no verbal communication contained in this scene because he is on silent. Based on the all explanations, the picture above or capture 07 shows that a picture of young man as the third customer was taking drink time on restaurant and watching something interesting happens at the restaurant. It is about an old woman who getting special event and discount for the food.

## DATA 8



(Figure 4.8 Capture 08)

The following is the analysis triadic form of capture 08:

First is to analyze the representamen (sign). The type or qualification of the sign used is legisign. This is related to what is called a habit so that it is classified as a legisign. The picture shows a smiled person. Second, analyzing the object. The type or qualifier of the object used is icon. Icon is tied to what is called a character, the character here is a person who plays a role in the drama. The character shown in capture 08 is actor 1 who plays as an old woman. Third, analyzing the interpretant. The type or qualification of the interpretant is rheme. Rheme refers to the observer's representation of what is depicted or seen. The capture shows us an old woman smiling to someone.

The next step is to indicating the use of body language using nonverbal communication: legisign on picture. The form of legisign found in data 8 on the table below.

(Table 4.15 Identification of Capture 08)

No	Data 8	Facial Expression	Bodily Contact	Gesture	Posture	Interpersonal Space	Appearance
1	Capture 08	✓	✗	✓	✓	✓	✓

Based on the table above, here is the identification of found legisign:

(Table 4.16 Identify Use of Nonverbal Communication in Capture 08)

No	Data 8	Identification
	Capture 08	
1	Facial Expression	<b>Big smiling</b>
2	Bodily Contact	-
3	Gesture	<b>Keeping her hands on the table</b>
4	Posture	<b>Sitting posture</b>
5	Interpersonal Space	<b>Far enough from other customers</b>
6	Appearance	<b>Old woman, blonde hair, and she is wearing informal white shirt with black blazer</b>

After identifying the signs with triadic theory and placing nonverbal indicators on data 8, then analyzing the meaning. The first step is to identify meaning through legisign analysis of nonverbal communication. In the capture, the analysis is based on the actor's facial expressions, gesture, posture, interpersonal space, and appearance. The old woman's facial expression shows that she was smiling. It means she was feeling happy. The gesture shows that her hand keeping on the table. It indicates she was trying to control her emotion. The posture shows that she stayed down at her table after she had finished eating. The distance from other customers was sitting at different table, but closely from the restaurant owner. The Appearance shows that she is wearing informal white shirt with black blazer and blonde hair. Blonde hair usually used to cover white hair or old hair. Second, analyzing the use of framing techniques. The scene in this picture shows an upper body of old woman who sitting in front the restaurant owner. It indicates that she was talking with her. Third, analyzing the communicative acts. verbal communication contained in this scene is "*makasih ya mbak.*" (in English: "Thank you, *mbak.*"). The communicative act of this actor

shows that she was thanking about the special event or discount that had given to her. Based on all the explanations, the picture above or capture 08 shows that a picture of an old woman was happy and thanking to the restaurant owner for special event or discount that she got.

## **DATA 9**



**(Figure 4.9 Capture 09)**

The following is the analysis triadic form of capture 09:

First is to analyze the representamen (sign). The type or qualification of the sign used is legisign. This is related to what is called a habit so that it is classified as a legisign. The picture shows a caller person. Second, analyzing the object. The type or qualifier of the object used is icon. Icon is tied to what is called a character, the character here is a person who plays a role in the drama. The character shown in capture 06 is actor 3 who plays as the second customer. Third, analyzing the interpretant. The type or qualification of the interpretant is rheme. Rheme refers to the observer's representation of what is depicted or seen. The capture shows us that the second customer was calling someone.

The next step is to indicating the use of body language using nonverbal communication: legisign on picture. The form of legisign found in data 9 on the table below.

**(Table 4.17 Identification of Capture 09)**

No	Data 6	Facial Expression	Bodily Contact	Gesture	Posture	Interpersonal Space	Appearance
1	Capture 06	✓	✗	✓	✓	✗	✓

Based on the table above, here is the identification of found legisign:

**(Table 4.18 Identify Use of Nonverbal Communication in Capture 09)**

No	Data 6 Capture 06	Identification
1	Facial Expression	<b>calling faces</b>
2	Bodily Contact	-
3	Gesture	<b>Raising up his right hand</b>
4	Posture	<b>Sitting posture</b>
5	Interpersonal Space	-
6	Appearance	<b>Young man, stylist hair, and she is wearing informal black shirt with blue jeans</b>

After identifying the signs with triadic theory and placing nonverbal indicators on data 6, then analyzing the meaning. The first step is to identify meaning through legisign analysis of nonverbal communication. In the capture, the analysis is based on the actor's facial expressions, gesture, posture, and appearance. The man's facial expression shows the man was raising his eyebrows as a reflex and opened his mouth. It is the custom of a person who says something. The man's gesture shows the second customer raising up his right hand. It indicates that the man was trying to pay attention of someone. The posture shows us that he was sitting on the table. The appearance shows us that he is wearing informal black shirt with blue jeans and stylist hair models. It

indicates that he is a young man. Second, analyzing the use of framing techniques. The scene in this picture shows the second customer staying down on his table at the restaurant, with his drink glass and his phone on the table. That indicates that he was there for taking a drink time. Third, analyzing the communicative acts. The verbal communication contained in this scene is a description in the script of the actor “*mbak, mbak, mbak.*” (In english: “*mbak, mbak, mbak.*”). The communicative act of this actor showed that he was calling someone. The second customer used word “*mbak*” that indicates to a young woman person/the restaurant owner. Based on the all explanations, the picture above or capture 09 shows a picture of the young man as the second customer was calling the restaurant owner.

#### **DATA 10**



**(Figure 4.10 Capture 10)**

The following is the analysis triadic form of capture 10:

First is to analyze the representamen (sign). The type or qualification of the sign used is legisign. This is related to what is called a habit so that it is classified

as a legisign. The picture shows an angry person. Second, analyzing the object. The type or qualifier of the object used is icon. Icon is tied to what is called a character, the character here is a person who plays a role in the drama. The character shown in capture 10 is actor 3 who plays as the second customer. Third, analyzing the interpretant. The type or qualification of the interpretant is rheme. Rheme refers to the observer's representation of what is depicted or seen. The capture shows us that the second customer was angry to someone

The next step is to indicating the use of body language using nonverbal communication: legisign on picture. The form of legisign found in data 10 on the table below.

**(Table 4.19 Identification of Capture 10)**

No	Data 10	Facial Expression	Bodily Contact	Gesture	Posture	Interpersonal Space	Appearance
1	Capture 10	✓	✗	✓	✓	✗	✓

Based on the table above, here is the identification of found legisign:

**(Table 4.20 Identify Use of Nonverbal Communication in Capture 10)**

No	Data 10 Capture 10	Identification
1	Facial Expression	<b>Anger expressions</b>
2	Bodily Contact	-
3	Gesture	<b>Left hand supporting body and puffed out his chest</b>
4	Posture	<b>Standing up posture</b>
5	Interpersonal Space	-
6	Appearance	<b>Young man, Stylist hair, and he is wearing informal black shirt with blue jeans</b>

After identifying the signs with triadic theory and placing nonverbal indicators on data 10, then analyzing the meaning. The first step is to identify meaning through legisign analysis of nonverbal communication. In the capture,

the analysis is based on the actor's facial expressions, gesture, posture, interpersonal space, and appearance. The man's facial expression showed his eyebrows were wrinkled and his eyes glared at the person he was talking to. It indicates of angry person. The man's gesture shows the man's puffed out his chest and the hand on the table to keep him upright. It indicates that the man was showing some firmness and giving pressure to someone. The man's posture shows that he still sitting on his table. The appearance shows that he is wearing informal black shirt with blue jeans and stylist hair models. it indicates that he is a young man. Second, analyzing the use of framing techniques. The scene in this picture shows the man is sitting on the same table but with different angle. That indicates that he was there for talking to someone on his right side. Third, analyzing the communicative acts. verbal communication contained in this scene is a description in the script of the actor that is "*ibu itu cuma bayar lima ribu*" (In English: "She only paid five thousand rupiah."). The communicative act of this actor shows that he was calling someone. The second customer used word "*ibu*" that indicates to an old woman person. He was comparing the prices of an old woman pay. Based on the all explanations, the picture above or capture 10 shows a picture of the young man as the second customer that angry to the restaurant owner. The problem is the restaurant owner giving the different prices to her customer.



## DATA 11



(Figure 4.11 Capture 11)

The following is the analysis triadic form of capture 11:

First is to analyze the representamen (sign). In this section, the type or qualification of the sign used is legisign. This is related to what is called a habit so that it is classified as a legisign. The picture shows a smiled person. Second, analyzing object. The type or qualifier of the object used is icon. Icon is tied to what is called a character, the character here is a person who plays a role in the drama. The character shown in capture 11 is actor 3 who plays as the second customer. Third, analyzing the interpretant. The type or qualification of the interpretant is rheme. Rheme refers to the observer's representation of what is depicted or seen. The capture shows the second customer was smiling to someone.

The next step is to indicating the use of body language using nonverbal communication: legisign on picture. The form of legisign found in data 11 on the table below.

(Table 4.21 Identification of Capture 11)

No	Data 11	Facial Expression	Bodily Contact	Gesture	Posture	Interpersonal Space	Appearance
1	Capture 11	✓	✗	✓	✓	✓	✓

Based on the table above, here is the identification of found legisign:

(Table 4.22 Identify Use of Nonverbal Communication in Capture 11)

No	Data 11 Capture 11	Identification
1	Facial Expression	<b>Big smiling</b>
2	Bodily Contact	-
3	Gesture	<b>Humbling</b>
4	Posture	<b>Sitting posture</b>
5	Interpersonal Space	<b>Closer from the restaurant owner</b>
6	Appearance	<b>Young man, stylist hair, and he is wearing informal black shirt with blue jeans</b>

After identifying the signs with triadic theory and placing nonverbal indicators on data 11, then analyzing the meaning. The first step is to identify meaning through legisign analysis of nonverbal communication. In the capture, the analysis is based on the actor's facial expressions, posture, interpersonal space, and appearance. The man's facial expression shows that he was smiling when talks. It indicates that he was happy hearing something information. The posture shows that he still sitting on his table. The man's distance close from the restaurant owner. The appearance shows that he is wearing an informal black shirt and blue jeans. It indicates that he is a young man. Second, analyzing the use of framing techniques. The scene in this picture shows he was standing in front the restaurant owner. That indicates that he was there for talking with the restaurant owner. Third, analyzing the communicative acts. There is no verbal

communication contained in this scene is a description in the script of the actor “*aku ikutan donk?*” (In english: “I’d like to join the promo.”). The communicative act of this actor shows that she was asking about the promotion, and want to following the event. Based on all the explanations, the picture above or capture 02 shows a picture of a young man as the second customer was happy hearing that there a discount or promotion at the restaurant.

#### **DATA 12**



**(Figure 4.12 Capture 12)**

The following is the analysis triadic form of capture 12:

First is to analyze the representamen (sign). In this section, the type or qualification of the Sign used is legisign. This is related to what is called a habit so that it is classified as a legisign. The picture shows an apologized person. Second, analyzing object. The type or qualifier of the object used is icon. Icon is tied to what is called a character, the character here is a person who plays a role in the drama. The character shown in capture 02 is actor 2 who plays as the restaurant owner. Third, analyzing the interpretant. The type or qualification of

the interpretant is rheme. Rheme refers to the observer's representation of what is depicted or seen. The capture shows the restaurant owner was apologizing to the someone.

The next step is to indicating the use of body language using nonverbal communication: legisign on picture. The form of legisign found in data 12 on the table below.

**(Table 4.23 Identification of Capture 12)**

No	Data 12	Facial Expression	Bodily Contact	Gesture	Posture	Interpersonal Space	Appearance
1	Capture 12	✓	✗	✓	✓	✓	✓

Based on the table above, here is the identification of found legisign:

**(Table 4.24 Identify Use of Nonverbal Communication in Capture 12)**

No	Data 12 Capture 12	Identification
1	Facial Expression	<b>Apologizing faces</b>
2	Bodily Contact	-
3	Gesture	<b>Shighing, shaking head and abstrack hand movement</b>
4	Posture	<b>The young woman is standing in front the second customer</b>
5	Interpersonal Space	<b>Closing from the second customers</b>
6	Appearance	<b>Beautiful, young woman, and she is wearing purple shirt with green apron</b>

After identifying the signs with triadic theory and placing nonverbal indicators on data 12, then analyzing the meaning. The first step is to identify meaning through legisign analysis of nonverbal communication. In the capture, the analysis is based on the actor's facial expressions, gesture, posture, interpersonal space, and appearance. The young woman's facial expression shows that she was wrinkling his eyebrows a little. It means she was talking with little anger to her customer. The gesture at the scene shows that she was sighing. It

indicates that she is trying to keep herself calm down. She is shaking her head to her side for twice that means “no”. Her hand is also doing abstract movement, it is usually happening as a reflex when pointing the argument. The posture shows that she was standing up. The young woman’s distance is close enough, she is in front of the second customer. She is wearing a purple shirt with a green apron. It indicates if she is the owner who serves the customer by herself. Second, analyzing the use of framing techniques. The scene in this picture shows an upper body of the restaurant owner who was standing in front of the second customer. That indicates that she was there for talking with her customer. Third, analyzing the communicative acts. Verbal communication contained in this scene is a description in the script of the actor. The script is, “*Maaf kak. Promonya udah gk berlaku*” (In English: “Sorry, the promo’s out.”). The communicative act of this actor shows that she was answering the complaint of the second customer and giving clarification. Based on all the explanations, the picture above or capture 12 shows a picture of a restaurant owner who was answering that he can’t get the same discount or promotion to the second customer.

## DATA 13



(Figure 4.13 Capture 13)

The following is the analysis triadic form of capture 13:

First is to analyze the representamen (sign). In this section, the type or qualification of the sign used is legisign. This is related to what is called a habit so that it is classified as a legisign. The picture shows an angry person. Second, analyzing object. The type or qualifier of the object used is icon. Icon is tied to what is called a character, the character here is a person who plays a role in the drama. The character shown in capture 06 is actor 3 who plays as the second customer. Third, analyzing the interpretant. The type or qualification of the interpretant is rheme. Rheme refers to the observer's representation of what is depicted or seen. The capture shows the second customer was angry to someone.

The next step is to indicating the use of body language using nonverbal communication: legisign on picture. The form of legisign found in data 13 on the table below.

(Table 4.25 Identification of Capture 13)

No	Data 13	Facial Expression	Bodily Contact	Gesture	Posture	Interpersonal Space	Appearance
1	Capture 13	✓	✗	✓	✓	✓	✓

Based on the table above, here is the identification of found legisign:

(Table 4.26 Identify Use of Nonverbal Communication in Capture 13)

No	Data 13	Identification
	Capture 13	
1	Facial Expression	<b>Anger expressions</b>
2	Bodily Contact	-
3	Gesture	<b>He moving from sitting to standing up from his table</b>
4	Posture	<b>Standing up</b>
5	Interpersonal Space	<b>Close enough from the restaurant owner</b>
6	Appearance	<b>Young man, stylist hair, and he is informal black shirt with blue jeans</b>

After identifying the signs with triadic theory and placing nonverbal indicators on data 13, then analyzing the meaning. The first step is to identify meaning through legisign analysis of nonverbal communication. In the capture, the analysis is based on the actor's facial expressions, gesture, posture, interpersonal space, and appearance. The man's facial expression shows that his eyebrows were wrinkled and his eyes glared at the person he was talking to. It indicates of anger expressions. The man's gesture shows that he standing up from his table. It indicates that he was surprising and increasing his anger emotion. The man's posture shows that he was standing up in front the restaurant owner. The man's distance was closing from restaurant owner. The appearance shows that he is wearing informal black shirt with blue jeans. It indicates that he is a young man. Second, analyzing the use of framing techniques. The scene in this picture shows the upper body of the man who standing in front the restaurant owner at the same table. It indicates that he was there for talking to someone, and she is the restaurant owner. Third, analyzing the communicative acts. verbal communication contained in this scene is a description in the script of the actor

that “*tadi aku dengar kamu ngomong ke ibu itu...*” (In english: “I heard you say to an old woman...”). The communicative act of this actor shows that he was listening to what happen before between the old woman and the restaurant owner. The second customer was angry because he didn’t get the promotion events. Based on all the explanations, the picture above or capture 13 shows a picture of the young man as the second customer that angry to the restaurant owner. The problem is the restaurant owner giving the different prices to her customer.

#### **DATA 14**



**(Figure 4.14 Capture 14)**

The following is the analysis triadic form of capture 14:

First is to analyze the representamen (sign). In this section, the type or qualification of the sign used is legisign. This is related to what is called a habit so that it is classified as a legisign. The picture shows a watcher person. Second, analyzing object. The type or qualifier of the object used is icon. Icon is tied to what is called a character, the character here is a person who plays a role in the



drama. The character shown in capture 14 is actor 4 who plays as the third customer. Third, analyzing the interpretant. The type or qualification of the interpretant is rheme. Rheme refers to the observer's representation of what is depicted or seen. The capture shows that the third customer was watching to something happen at restaurant.

The next step is to indicating the use of body language using nonverbal communication: legisign on picture. The form of legisign found in data 14 on the table below.

(Table 4.27 Identification of Capture 14)

No	Data 14	Facial Expression	Bodily Contact	Gesture	Posture	Interpersonal Space	Appearance
1	Capture 14	✓	✗	✓	✓	✗	✓

Based on the table above, here is the identification of found legisign:

(Table 4.28 Identify Use of Nonverbal Communication in Capture 14)

No	Data 14 Capture 14	Identification
1	Facial Expression	<b>Watching and silent faces</b>
2	Bodily Contact	-
3	Gesture	<b>Holding the straw in the glass with his left hand</b>
4	Posture	<b>Sitting posture</b>
5	Interpersonal Space	-
6	Appearance	<b>Young man, handsome, and he is wearing informal blue shirt with blue jeans</b>

After identifying the signs with triadic theory and placing nonverbal indicators on data 14, then analyzing the meaning. The first step is to identify meaning through legisign analysis of nonverbal communication. In the capture, the analysis is based on the actor's facial expressions, gesture, posture, and appearance. The man's facial expression shows the man was silent with eyes

looking to somewhere. It is the custom of a person when concentrating on a matter. The man's gesture shows the man's head looking at the right way. It means he was watching something happen at right way of around him. And the hand holding the straw in glass that indicates the man was drinking. The man's posture shows that he was sitting on the table. The appearance shows that he is wearing informal blue shirt with blue jeans and stylist hair models. It indicates that he is a young man. Second, analyzing the use of framing techniques. The scene in this picture shows the man is sitting on his table at the restaurant and the hand holding the straw in his drink glass. That indicates that he was there for taking a drink time. Third, analyzing the communicative acts. There is no verbal communication contained in this scene because he was on silent and watching something. Based on all the explanations, the picture above or capture 14 shows a picture of the young man as the third customer was taking drink time on restaurant and at the same time watching something interesting happen at the restaurant. It is about the other customer complained to the restaurant owner to getting special event and discount, same like the old woman get.

## DATA 15



**(Figure 4.15 Capture 15)**

The following is the analysis triadic form of capture 15:

First is to analyze the representamen (sign). In this section, the type or qualification of the sign used is legisign. This is related to what is called a habit so that it is classified as a legisign. The picture shows an angry person. Second, analyzing object. The type or qualifier of the object used is icon. Icon is tied to what is called a character, the character here is a person who plays a role in the drama. The character shown in capture 15 is actor 3 who plays as the second customer. Third, analyzing the interpretant. The type or qualification of the interpretant is rheme. Rheme refers to the observer's representation of what is depicted or seen. The capture shows that the second customer was angry to someone

The next step is to indicating the use of body language using nonverbal communication: legisign on picture. The form of legisign found in data 15 on the table below.

(Table 4.29 Identification of Capture 15)

No	Data 15	Facial Expression	Bodily Contact	Gesture	Posture	Interpersonal Space	Appearance
1	Capture 06	✓	✗	✓	✓	✓	✓

Based on the table above, here is the identification of found legisign:

(Table 4.30 Identify Use of Nonverbal Communication in Capture 15)

No	Data 15	Identification
1	Facial Expression	<b>Anger expressions</b>
2	Bodily Contact	-
3	Gesture	<b>Pointing his finger</b>
4	Posture	<b>Standing up posture</b>
5	Interpersonal Space	<b>Close enough from the restaurant owner</b>
6	Appearance	<b>Youngman, stylist hair, and he is wearing informal black shirt with blue jeans</b>

After identifying the signs with triadic theory and placing nonverbal indicators on data 15, then analyzing the meaning. The first step is to identify meaning through legisign analysis of nonverbal communication. In the capture, the analysis is based on the actor's facial expressions, gesture, posture, interpersonal space, and appearance. The man's facial expression shows his eyebrows were wrinkled and his eyes glared at the person he was talking to. It indicates of anger person. The man's gesture shows the man's pointing his finger. It indicates that the man was giving pressure to someone. The man's posture shows that he was standing up in front the restaurant owner. The man's distance close from restaurant owner. The appearance shows that he is wearing informal black shirt with blue jeans and stylist hair models. It indicates that he is a young man. Second, analyzing the use of framing techniques. The scene in this picture shows the man was standing up in front the restaurant owner on his table. That

indicates that he was there for talking to the restaurant owner. Third, analyzing the communicative acts. verbal communication contained in this scene is a description in the script of the actor that “*saya tuntutan kamu!*” (In english: “I’ll sue you!”). The communicative act of this actor shows that he threatened the restaurant owner. Based on all the explanations, the picture above or capture 15 shows a picture of the young man as the second customer that angry and threatened the restaurant owner. The problem is the restaurant owner giving the different services to her customer.

#### **DATA 16**



**(Figure 4.16 Capture 16)**

The following is the analysis triadic form of capture 16:

First is to analyze the representamen (sign). In this section, the type or qualification of the sign used is legisign. This is related to what is called a habit so that it is classified as a legisign. The picture shows an angry person. Second, analyzing object. The type or qualifier of the object used is icon. Icon is tied to what is called a character, the character here is a person who plays a role in the

drama. The character shown in capture 06 is actor 2 who plays as restaurant owner. Third, analyzing the interpretant. The type or qualification of the interpretant is rheme. Rheme refers to the observer's representation of what is depicted or seen. The capture shows us the restaurant owner was pointing his finger to someone. She was explaining something with anger.

The next step is to indicating the use of body language using nonverbal communication: legisign on picture. The form of legisign found in data 16 on the table below.

(Table 4.31 Identification of Capture 16)

No	Data 16	Facial Expression	Bodily Contact	Gesture	Posture	Interpersonal Space	Appearance
1	Capture 16	✓	✗	✓	✓	✓	✓

Based on the table above, here is the identification of found legisign:


(Table 4.32 Identify Use of Nonverbal Communication in Capture 16)

No	Data 16 Capture 16	Identification
1	Facial Expression	<b>Anger expressions</b>
2	Bodily Contact	-
3	Gesture	<b>Pointing her finger</b>
4	Posture	<b>Standing up</b>
5	Interpersonal Space	<b>Closer enough from the second customer</b>
6	Appearance	<b>Beautiful, young woman, and she is wearing informal purple shirt with green apron</b>

After identifying the signs with triadic theory and placing nonverbal indicators on data 16, then analyzing the meaning. The first step is to identify meaning through legisign analysis of nonverbal communication. In the capture, the analysis is based on the actor's facial expressions, gesture, posture, interpersonal space, and appearance. The restaurant owner's facial expression

shows his eyebrows were wrinkled and his eyes glared for a little at the person she was talking to. It indicates of anger person. The gesture shows the woman's pointing his finger. It indicates that the restaurant owner was giving pressure to someone. The woman's posture shows us that she was standing up in front the second customer. The woman's distance closer from second customer. The appearance shows that she is beautiful young woman wearing informal purple shirt with green apron. It indicates if she is the owner who serves customer by herself. Second, analyzing the use of framing techniques. The scene in this picture shows the restaurant owner is standing up in front the second customer. That indicates that he was there for talking to the second customer. Third, analyzing the communicative acts. verbal communication contained in this scene is a description in the script of the actor that "*kalau Anda? Menurut Anda? Apakah Anda pantas.*" (In english: ". How about you? Are you think? Are you decent?"). The communicative act of this actor shows that he was asking to the second customer. She was comparing an old woman with him. Based on all the explanations, the picture above or capture 16 shows a picture of the young woman as the restaurant owner that little angry to the second customer. She was pointing that he didn't deserve to get the same discount like an old woman.

## DATA 17



(Figure 4.17 Capture 17)

The following is the analysis triadic form of capture 17:

First is to analyze the representamen (sign). In this section, the type or qualification of the sign used is legisign. This is related to what is called a habit so that it is classified as a legisign. The picture shows a searcher person. Second, analyzing object. The type or qualifier of the object used is icon. Icon is tied to what is called a character, the character here is a person who plays a role in the drama. The character shown in capture 17 is actor 01 who plays as an old woman. Third, analyzing the interpretant. The type or qualification of the interpretant is rheme. Rheme refers to the observer's representation of what is depicted or seen. The capture shows us the old woman was looking and calling someone.

The next step is to indicating the use of body language using nonverbal communication: legisign on picture. The form of legisign found in data 17 on the table below.

(Table 4.33 Identification of Capture 17)

No	Data 17	Facial Expression	Bodily Contact	Gesture	Posture	Interpersonal Space	Appearance
1	Capture 17	✓	✗	✓	✓	✗	✓



Based on the table above, here is the identification of found legisign:

**(Table 4.34 Identify Use of Nonverbal Communication in Capture 17)**

No	Data 17 Capture 17	Identification
1	Facial Expression	<b>Looking to somewhere</b>
2	Bodily Contact	-
3	Gesture	<b>Walking and moving head</b>
4	Posture	<b>Standing up posture</b>
5	Interpersonal Space	-
6	Appearance	<b>Old woman, blonde hair, and she is wearing simply white shirt with black blazer</b>

After identifying the signs with triadic theory and placing nonverbal indicators on data 17, then analyzing the meaning. The first step is to identify meaning through legisign analysis of nonverbal communication. In the capture, the analysis is based on the actor's facial expressions, gesture, posture, interpersonal space, and appearance. The mother lady's facial expression shows the woman was raised his eyebrows and opened his mouth. It is the custom of a person says something. The woman's gesture shows the man's head looking for someone. It indicates that the woman was looking and calling someone. The woman's posture shows us that he was standing and walking at the restaurant. The appearance of her shows that she is wearing simply white shirt, black blazer and grey trousers. And she has blonde hair. Blonde hair usually used to cover the white hair or old hair. Second, analyzing the use of framing techniques. The scene in this picture shows the woman is standing and walking at the restaurant floor. That indicates that he was there for finding a someone. Third, analyzing the communicative acts. verbal communication contained in this scene is a description in the script of the actor "*mbak, mbak, mbak.*" (In english: "mbak,

mbak, mbak.”). The communicative act of this actor shows that he was calling someone. The second customer used word “*mbak*” that indicates to a young woman person/the restaurant owner. Based on all the explanations, the picture above or capture 17 shows a picture of the old woman was calling the restaurant owner.

#### **DATA 18**



**(Figure 4.18 Capture 18)**

The following is the analysis triadic form of capture 18:

First is to analyze the representamen (sign). In this section, the type or qualification of the sign used is legisign. This is related to what is called a habit so that it is classified as a legisign. And the picture shows a surprised person. Second, analyzing object. In this section, the type or qualifier of the object used is icon. Icon is tied to what is called a character, the character here is a person who plays a role in the drama. The character shown in capture 18 is Actor 2 who plays as the restaurant owner. Third is to analyze the interpretant. In this section, the type or qualification of the interpretant is rheme. Rheme refers to the observer's

representation of what is depicted or seen. The capture shows the restaurant owner was surprising after someone called her.

The next step is to indicating the use of body language using nonverbal communication: legisign on picture. The form of legisign found in data 18 on the table below.

**(Table 4.35 Identification of Capture 18)**

No	Data 18	Facial Expression	Bodily Contact	Gesture	Posture	Interpersonal Space	Appearance
1	Capture 18	✓	✗	✓	✓	✗	✓

Based on the table above, here is the identification of found legisign:

**(Table 4.36 Identify Use of Nonverbal Communication in Capture 18)**

No	Data 18 Capture 18	Identification
1	Facial Expression	<b>raised eyebrows</b>
2	Bodily Contact	-
3	Gesture	<b>Her head was moving to the right side</b>
4	Posture	<b>Standing posture</b>
5	Interpersonal Space	-
6	Appearance	<b>Beautiful, young woman, and she is wearing purple shirt with green apron</b>

After identifying the signs with triadic theory and placing nonverbal indicators on data 18, then analyzing the meaning. The first step is to identify meaning through legisign analysis of nonverbal communication. In the capture, the analysis is based on the actor's facial expressions, gesture, posture, and appearance. The young woman's facial expression shows that she was raising his eyebrows as a reflex of her faces. It indicates that she surprised. The gesture at the scene shows that her head was moving to the right side. It indicates that she was looking at the voices as the reflex when someone calling our name. The

posture shows us that she was standing up. She is beautiful young woman that wearing purple shirt with green apron. It indicates if she is the owner who serves customer by herself. Second step is to analyze the use of framing techniques. The scene in this picture shows a restaurant owner is standing in front the mother lady. That indicates that she was there for answering the mother lady who called her. Third, analyzing the communicative acts. verbal communication contained in this scene is a description in the script of the actor “*Eh, ibu?*” (In english: “Eh, mam?”). The communicative act of this actor shows that she surprised. The word “*ibu*” explained the old woman and the word “eh”, in Indonesian language, it’s express the surprised person. Based on all the explanations, the picture above or capture 18 shows a picture of a young woman as the restaurant owner was surprising because the old woman comes to her.

#### **DATA 19**



**(Figure 4.19 Capture 19)**

The following is the analysis triadic form of capture 19:

First is to analyze the representamen (sign). The type or qualification of the sign used is legisign. This is related to what is called a habit so that it is classified as a legisign. The picture shows a nervousness person. Second, analyzing the object. The type or qualifier of the object used is icon. Icon is tied to what is called a character, the character here is a person who plays a role in the drama. The character shown in capture 19 is actor 1 who plays as an old woman. Third, analyzing the interpretant. The type or qualification of the interpretant is rheme. Rheme refers to the observer's representation of what is depicted or seen. The capture shows an old woman was feeling nervous when talked to someone.

The next step is to indicating the use of body language using nonverbal communication: legisign on picture. The form of legisign found in data 19 on the table below.

(Table 4.37 Identification of Capture 19)

No	Data 19	Facial Expression	Bodily Contact	Gesture	Posture	Interpersonal Space	Appearance
1	Capture 19	✓	✗	✓	✓	✓	✓


Based on the table above, here is the identification of found legisign:

(Table 4.38 Identify Use of Nonverbal Communication in Capture 19)

No	Data 19 Capture 19	Identification
1	Facial Expression	<b>Nervousness faces</b>
2	Bodily Contact	-
3	Gesture	<b>Her fingers was touching each other</b>
4	Posture	<b>Standing posture</b>
5	Interpersonal Space	<b>Close enough from the restaurant owner</b>
6	Appearance	<b>Old woman, blonde hair, and she is wearing simply white shirt and black blazer</b>

After identifying the signs with triadic theory and placing nonverbal indicators on data 19, then analyzing the meaning. The first step is to identify meaning through legisign analysis of nonverbal communication. In the capture, the analysis is based on the actor's facial expressions, gesture, posture, interpersonal space, appearance. The old woman's facial expression shows the mouth opened. It is custom of a person when saying something. she was talking to the restaurant owner. The gesture showed us that her fingers was touching each other. It is custom of a person in doubt or nervousness condition. The posture shows that she was standing in front the restaurant owner. The old woman's distance close from restaurant owner. The Appearance of her shows that she is wearing simply white shirt with black blazer and blonde hair. Blonde hair usually used to cover white hair or old hair. Second, analyzing the use of framing techniques. The scene in this picture shows an upper body of old woman who standing in front the restaurant owner. That indicates that she was there for talking or telling something to the restaurant owner. Third, analyzing the communicative acts. verbal communication contained in this scene is a description of the scrips of an actor. The script is, "*beberapa hari ini saya tidak akan makan disnini mbak. Soalnya saya mau pergi*" (In English: "I may not eat here in the next few days. 'cause I'm leaving.")). The old woman was telling that she wants to go for a few days. Based on all the explanations, the picture above or capture 19 shows a picture of an old woman that telling that she doesn't eat at the restaurant for a few days to the restaurant owner.

## DATA 20



(Figure 4.20 Capture 20)

The following is the analysis triadic form of capture 20:

First is to analyze the representamen (Sign). The type or qualification of the Sign used is legisign. This is related to what is called a habit so that it is classified as a legisign. The picture shows a worried person. Second, analyzing the object. The type or qualifier of the object used is icon. Icon is tied to what is called a character, the character here is a person who plays a role in the drama. The character shown in Capture 20 is Actor 2 who plays as the restaurant owner. Third, analyzing the Interpretant. The type or qualification of the Interpretant is Rheme. Rheme refers to the observer's representation of what is depicted or seen. The capture shows us the restaurant owner worried to someone.

The next step is to indicating the use of body language using nonverbal communication: legisign on picture. The form of legisign found in data 20 on the table below.

(Table 4.39 Identification of Capture 20)

No	Data 20	Facial Expression	Bodily Contact	Gesture	Posture	Interpersonal Space	Appearance
1	Capture 20	✓	✗	✓	✓	-	✓

Based on the table above, here is the identification of found legisign:

(Table 4.40 Identify Use of Nonverbal Communication in Capture 20)


No	Data 20	Identification
	Capture 20	
1	Facial Expression	<b>Worried faces</b>
2	Bodily Contact	-
3	Gesture	<b>Her head was moving to the right side</b>
4	Posture	<b>Standing up posture</b>
5	Interpersonal Space	-
6	Appearance	<b>Beautiful, young woman, and she is wearing purple shirt with green apron</b>

After identifying the signs with triadic theory and placing nonverbal indicators on data 20, then analyzing the meaning. The first step is to identify meaning through legisign analysis of nonverbal communication. In the capture, the analysis is based on the actor's facial expressions, gesture, posture, and appearance. The young woman's facial expression shows that she worried. The gesture at the scene shows that her hands are pressing more the phone. It indicates that she was feeling worried. The posture shows that she still standing up. The appearance shows that she is wearing purple shirt with green apron. It suggests if she is the owner who serves customer by herself. Second, analyzing the use of framing techniques. The scene in this picture shows an upper body of the restaurant owner, she was standing up. That indicates that she was there for doing her shift. Third, analyzing the communicative acts. verbal communication contained in this scene is a description in the script of the actor "*ibu mau kemana?*" (In english: "where do you want to go, mam?"). The communicative act of this actor shows that she was asking the old woman and worried about that. Based on all the explanations, the picture above or capture 20 shows a picture of



a young woman as the restaurant owner was worried to an old woman because she wants go to somewhere.

## DATA 21



(Figure 4.21 Capture 21)

The following is the analysis triadic form of capture 21:

First is to analyze the representamen (sign). The type or qualification of the sign used is legisign. This is related to what is called a habit so that it is classified as a legisign. The picture shows a sadness person. Second, analyzing the object. The type or qualifier of the object used is icon. Icon is tied to what is called a character, the character here is a person who plays a role in the drama. The character shown in capture 21 is actor 1 who plays as the old woman. Third, analyzing the interpretant. The type or qualification of the interpretant is rheme. Rheme refers to the observer's representation of what is depicted or seen. The capture shows an old woman was feeling sadness when talked.

The next step is to indicating the use of body language using nonverbal communication: legisign on picture. The form of legisign found in data 21 on the table below.

**(Table 4.41 Identification of Capture 21)**

No	Data 21	Facial Expression	Bodily Contact	Gesture	Posture	Interpersonal Space	Appearance
1	Capture 21	✓	✗	✓	✓	✓	✓

Based on the table above, here is the identification of found legisign:

**(Table 4.42 Identify Use of Nonverbal Communication in Capture 21)**

No	Data 21	Identification
	Capture 21	
1	Facial Expression	<b>Sad expressions</b>
2	Bodily Contact	-
3	Gesture	<b>Her fingers was touching each other</b>
4	Posture	<b>Standing up posture</b>
5	Interpersonal Space	<b>Close enough from the restaurant owner</b>
6	Appearance	<b>Old woman, blonde hair, and she is wearing simply white shirt and black blazer</b>

After identifying the signs with triadic theory and placing nonverbal indicators on data 21, then analyzing the meaning. The first step is to identify meaning through legisign analysis of nonverbal communication. In the capture, the analysis is based on the actor's facial expressions, gesture, posture, interpersonal space, appearance. The old woman's facial expression shows the mouth was opened. It is custom of a person when saying or talking about something. she was talking to the restaurant owner. Her eyebrows are knitted to the center. It means she was sadness. The gesture shows that her fingers was touching each other. It is custom of a person in doubt or nervousness condition. The posture was standing in front the restaurant owner. The old woman's distance

closer from restaurant owner. The Appearance of her shows that she is wearing simply white shirt with black blazer and blonde hair. Blonde hair usually used to cover white hair or old hair. It indicates that she is an old woman. Second, analyzing the use of framing techniques. The scene in this picture shows an upper body of old woman that standing in front the restaurant owner. It indicates that she was there for talking or telling something to the restaurant owner. Third, analyzing the communicative acts. verbal communication contained in this scene is a descriptions of an actors. The script is “*mumpung saya masih kuat jalan mbak. Dua tahun lagi mungkin saya udah gak bisa kemana-mana.*” (In english: “I’m still good with my feet. In two years I may not be able to go anywhere.”). It indicates that she was feeling sadness because realize her condition as an old woman. Based on all the explanations, the picture above or capture 21 shows a picture of an old woman that talking to the restaurant owner and feeling sadness because realize her condition.

## **DATA 22**



**(Figure 4.22 Capture 22)**

The following is the analysis triadic form of capture 22:

First is to analyze the representamen (sign). The type or qualification of the sign used is legisign. This is related to what is called a habit so that it is classified as a legisign. The picture shows a guilty person. Second, analyzing the object. The type or qualifier of the object used is icon. Icon is tied to what is called a character, the character here is a person who plays a role in the drama. The character shown in capture 22 is actor 3 who plays as the second customer. Third, analyzing the interpretant. The type or qualification of the interpretant is rheme. Rheme refers to the observer's representation of what is depicted or seen. The capture shows the second customer was feeling guilty because his mistakes.

The next step is to indicating the use of body language using nonverbal communication: legisign on picture. The form of legisign found in data 22 on the table below.

(Table 4.43 Identification of Capture 22)

No	Data 22	Facial Expression	Bodily Contact	Gesture	Posture	Interpersonal Space	Appearance
1	Capture 22	✓	✗	✓	✓	✗	✓

Based on the table above, here is the identification of found legisign:

(Table 4.44 Identify Use of Nonverbal Communication in Capture 22)

No	Data 22 Capture 22	Identification
1	Facial Expression	<b>Guilty faces</b>
2	Bodily Contact	-
3	Gesture	<b>Moving his head down</b>
4	Posture	<b>Standing up posture</b>
5	Interpersonal Space	-
6	Appearance	<b>Youngman, stylist hair, and he is wearing informal black shirt with blue jeans</b>

After identifying the signs with triadic theory and placing nonverbal indicators on data 22, then analyzing the meaning. The first step is to identify meaning through legisign analysis of nonverbal communication. In the capture, the analysis is based on the actor's facial expressions, gesture, posture, and appearance. The man's facial expression shows the man was feeling guilty. It is the custom of a person says something. The man's gesture shows that he was bowing down his head. It indicates that the man shamed on his mistakes. The man's posture shows that he was standing up from his table. The appearance shows that he is wearing informal black shirt with blue jeans and stylist hair models. The man's appearance suggest that he is a young man. Second, analyzing the use of framing techniques. The scene in this picture shows the man is standing up from his side table at the restaurant. That indicates that he was on communicates with peoples. Third, analyzing the communicative acts. There is no verbal communication contained in this scene. Based on all the explanations, the picture above or capture 22 shows a picture of the young man as the second customer that feeling guilty because he was doing wrong to the restaurant owner.

## DATA 23



(Figure 4.23 Capture 23)

The following is the analysis triadic form of capture 23:

First is to analyze the representamen (sign). The type or qualification of the sign used is legisign. This is related to what is called a habit so that it is classified as a legisign. The picture shows a watcher person. Second, analyzing the object. The type or qualifier of the object used is icon. Icon is tied to what is called a character, the character here is a character who plays a role in the drama. The character shown in capture 23 is actor 2 who plays as the restaurant owner. Third, analyzing the interpretant. The type or qualification of the interpretant is rheme. Rheme refers to the observer's representation of what is depicted or seen. The capture shows that the restaurant owner was looking at her phone.

The next step is to indicating the use of body language using nonverbal communication: legisign on picture. The form of legisign found in data 23 on the table below.

(Table 4.45 Identification of Capture 23)

No	Data 23	Facial Expression	Bodily Contact	Gesture	Posture	Interpersonal Space	Appearance
1	Capture 23	✓	✗	✓	✓	✗	✓

Based on the table above, here is the identification of found legisign:

**(Table 4.46 Identify Use of Nonverbal Communication in Capture 23)**

No	Data 23	Identification
	Capture 23	
1	Facial Expression	<b>Focusing to something</b>
2	Bodily Contact	-
3	Gesture	<b>Holding up the phone with all hand</b>
4	Posture	<b>Standing posture</b>
5	Interpersonal Space	-
6	Appearance	<b>Beautiful, young woman, and she is wearing purple shirt with green apron</b>

After identifying the signs with triadic theory and placing nonverbal indicators on data 23, then analyzing the meaning. The first step is to identify meaning through legisign analysis of nonverbal communication. In the capture, the analysis is based on the actor's facial expressions. The restaurant owner's facial expression shows that her eyes was focusing on her phone. The gesture shows that she was holding up her phone. The posture shows that she still standing up. The appearance shows that she is beautiful young woman that wearing purple shirt with green apron. It indicates if she is the owner who serves customer by herself. Second, analyzing the use of framing techniques. The scene in this picture shows an upper body of the restaurant owner who standing and holding up her phone. That indicates that she was there for looking on her phone. Third, analyzing the communicative acts. There is no verbal communication contained in this scene because she was on silent for looking her phone, but before it, she was hearing the notification of her phone. Based on all the explanations, the picture above or capture 23 shows a picture of a restaurant owner looking at her phone because the notifications.

## DATA 24



(Figure 4.24 Capture 24)

The following is the analysis triadic form of capture 24:

First is to analyze the representamen (sign). The type or qualification of the sign used is legisign. This is related to what is called a habit so that it is classified as a legisign. The picture shows a caller person. Second, analyzing object. The type or qualifier of the object used is icon. Icon is tied to what is called a character, the character here is a person who plays a role in the drama. The character shown in capture 24 is actor 4 who plays as the third customer. Third, analyzing the interpretant. The type or qualification of the interpretant is rheme. Rheme refers to the observer's representation of what is depicted or seen. The capture the third customer was calling to someone.

The next step is to indicating the use of body language using nonverbal communication: legisign on picture. The form of legisign found in data 24 on the table below.



(Table 4.47 Identification of Capture 24)

No	Data 24	Facial Expression	Bodily Contact	Gesture	Posture	Interpersonal Space	Appearance
1	Capture 24	✓	✗	✓	✓	✗	✓

Based on the table above, here is the identification of found legisign:

(Table 4.48 Identify Use of Nonverbal Communication in Capture 24)

No	Data 24	Identification
1	Facial Expression	<b>Calling expressions</b>
2	Bodily Contact	-
3	Gesture	<b>Raising his phone on the right hand</b>
4	Posture	<b>Standing posture</b>
5	Interpersonal Space	-
6	Appearance	<b>Young man, handsome, stylist hair, and he is wearing informal blue shirt with blue jeans</b>

After identifying the signs with triadic theory and placing nonverbal indicators on data 24, then analyzing the meaning. The first step is to identify meaning through legisign analysis of nonverbal communication. In the capture, the analysis is based on the actor's facial expressions, gesture, posture, interpersonal space, and appearance. The man's facial expression shows the man was raised his eyebrows and opened his mouth. It is the custom of a person says something. The man's gesture shows the man's raising up his phone on the right hand. It indicates that the man was trying to pay attention of someone and show his phone. The man's posture shows us that he was sitting on the table. The appearance shows that he is wearing informal black shirt with blue jeans. It indicates that he is a young man. Second, analyzing the use of framing techniques. The scene in this picture shows the man is standing up from his side table at the restaurant. That indicates that he was there for calling someone and

saying something. Third, analyzing the communicative acts. verbal communication contained in this scene is a description in the script of the actor “*mbak, mbak, mbak.*” (In english: “mbak, mbajk, mbak.”). The communicative act of this actor shows that he was calling someone. The second customer used word “*mbak*” that indicates to a young woman person/the restaurant owner. Based on all the explanations, the picture above or capture 24 shows a picture of the young man as the third customer that calling the restaurant owner and raising up his phone on his right hand as a reflex of he was paying his bills from his phone at that time.

#### **DATA 25**



**(Figure 4.25 Capture 25)**

The following is the analysis triadic form of capture 25:

First is to analyze the representamen (sign). The type or qualification of the sign used is legisign. This is related to what is called a habit so that it is classified as a legisign. The picture shows a pointer person. Second, analyzing the object. The type or qualifier of the object used is icon. Icon is tied to what is called a

character, the character here is a person who plays a role in the drama. The character shown in capture 25 is actor 4 who plays as the third customer. Third, analyzing the interpretant. The type or qualification of the interpretant is rheme. Rheme refers to the observer's representation of what is depicted or seen. The capture shows that the third customer was pointing someone.

The next step is to indicating the use of body language using nonverbal communication: legisign on picture. The form of legisign found in data 25 on the table below.

(Table 4.49 Identification of Capture 25)

No	Data 25	Facial Expression	Bodily Contact	Gesture	Posture	Interpersonal Space	Appearance
1	Capture 25	✓	✗	✓	✓	✓	✓

Based on the table above, here is the identification of found legisign:

(Table 4.50 Identify Use of Nonverbal Communication in Capture 25)

No	Data 25	Identification
	Capture 25	
1	Facial Expression	<b>eyes looking to someone, talking</b>
2	Bodily Contact	-
3	Gesture	<b>The left hand was pointing to someone</b>
4	Posture	<b>Standing posture</b>
5	Interpersonal Space	-
6	Appearance	<b>Youngman, handsome, stylist hair, and he is wearing blue shirt and blue jeans</b>

After identifying the signs with triadic theory and placing nonverbal indicators on data 25, then analyzing the meaning. The first step is to identify meaning through legisign analysis of nonverbal communication. In the capture, the analysis is based on the actor's facial expressions, posture, interpersonal space, and appearance. The man's facial expression shows that he was talking to

the restaurant owner. His eyes looking to someone, she is an old woman. The gestures showed us that he was pointing to someone. It indicates that he was talking to the restaurant owner and pointing to an old woman. The posture showed us that he was standing up in front them and an old woman. The appearance shows that he is wearing an informal blue shirt and jeans, and stylist hair models. And his appearance suggest that he is a young man. Second, analyzing the use of framing techniques. The scene in this picture shows an upper body of him. he is standing up. That indicates that he was there for talking to the restaurant owner. Third, analyzing the communicative acts. Verbal communication contained in this scene is description of an actor scripts, “...*kalau ada orang seperti ibu ini...*” (In English: “...if there is a person like this woman...”). The act means that he giving an order to the restaurant owner if there are people like the old woman, she should help to. Based on all the explanations, the picture above or capture 25 shows a picture of a young man as the third customer was giving an order to the restaurant owner if there are people like the old woman, she should help to.

## DATA 26



(Figure 4.26 Capture 26)

The following is the analysis triadic form of capture 26:

First is to analyze the representamen (sign). The type or qualification of the sign used is legisign. This is related to what is called a habit so that it is classified as a legisign. The picture shows a smiled person. Second, analyzing the object. The type or qualifier of the object used is icon. Icon is tied to what is called a character, the character here is a person who plays a role in the drama. The character shown in capture 26 is actor 4 who plays as the third customer. Third, analyzing the interpretant. The type or qualification of the interpretant is rheme. Rheme refers to the observer's representation of what is depicted or seen. The capture shows that the third customer was smiling to someone.

The next step is to indicating the use of body language using nonverbal communication: legisign on picture. The form of legisign found in data 26 on the table below.

(Table 4.51 Identification of Capture 26)

No	Data 26	Facial Expression	Bodily Contact	Gesture	Posture	Interpersonal Space	Appearance
1	Capture 26	✓	✗	✓	✓	✓	✓

Based on the table above, here is the identification of found legisign:

(Table 4.52 Identify Use of Nonverbal Communication in Capture 26)

No	Data 26	Identification
1	Facial Expression	<b>Smiling</b>
2	Bodily Contact	-
3	Gesture	-
4	Posture	<b>Standing posture</b>
5	Interpersonal Space	<b>Close from restaurant owner</b>
6	Appearance	<b>Youngman, handsome, stylist hair, and he is wearing blue shirt and blue jeans</b>

After identifying the signs with triadic theory and placing nonverbal indicators on data 26, then analyzing the meaning. The first step is to identify meaning through legisign analysis of nonverbal communication. In the capture, the analysis is based on the actor's facial expressions, posture, interpersonal space, and appearance. The man's facial expression shows that he was smiling to the restaurant owner. It indicates that he was appreciating and respecting because of the kindness from her. The posture shows that he was standing up in front her. The man's distance close enough from the restaurant owner. The appearance shows that he is a handsome guy who wearing an informal blue shirt and jeans, and stylist hair. It indicates that he is a young man. Second, analyzing the use of framing techniques. The scene in this picture shows that he was standing in front the restaurant owner. That indicates that he was there appreciating the restaurant owner. Third, analyzing the communicative acts. There is no verbal

communication contained in this scene because he just smiling to her. Based on all the explanations, the picture above or capture 26 shows a picture of a young man as the third customer was appreciating and respecting because of the kindness from the restaurant owner to an old woman.

#### **DATA 27**



**(Figure 4.27 Capture 27)**

The following is the analysis triadic form of capture 27:

First is to analyze the representamen (sign). The type or qualification of the sign used is legisign. This is related to what is called a habit so that it is classified as a legisign. The picture shows a caller person. Second, analyzing the object. The type or qualifier of the object used is icon. Icon is tied to what is called a character, the character here is a person who plays a role in the drama. The character shown in capture 27 is actor 3 who plays as the second customer. Third, analyzing the interpretant. The type or qualification of the interpretant is rheme. Rheme refers to the observer's representation of what is depicted or seen. The capture shows that the man was calling someone and show the phone.

The next step is to indicating the use of body language using nonverbal communication: legisign on picture. The form of legisign found in data 27 on the table below.

**(Table 4.53 Identification of Capture 27)**

No	Data 27	Facial Expression	Bodily Contact	Gesture	Posture	Interpersonal Space	Appearance
1	Capture 27	✓	✗	✓	✓	✗	✓

Based on the table above, here is the identification of found legisign:

**(Table 4.54 Identify Use of Nonverbal Communication in Capture 27)**

No	Data 27	Identification
	Capture 27	
1	Facial Expression	<b>calling</b>
2	Bodily Contact	-
3	Gesture	<b>Raising up his phone with right hand</b>
4	Posture	<b>Standing posture</b>
5	Interpersonal Space	-
6	Appearance	<b>Young man, stylist hair, and he is wearing informal black shirt with blue jeans</b>

After identifying the signs with triadic theory and placing nonverbal indicators on data 27, then analyzing the meaning. The first step is to identify meaning through legisign analysis of nonverbal communication. In the capture, the analysis is based on the actor's facial expressions, gesture, posture, interpersonal space, and appearance. The man's facial expression shows that the man with raised eyebrows and opened mouth. It is the custom of a person was saying something. The man's gesture shows that the man was raising up his phone with the right hand. It indicates that the man was trying to pay attention of someone and show his phone. The man's posture shows that he was standing up



from his table. The appearance shows that he is wearing informal black shirt with blue jeans and stylist hair models. It indicates that he is a young man. Second, analyzing the use of framing techniques. The scene in this picture shows the man is standing up from his side table at the restaurant. That indicates that he was there for calling someone and saying something. Third, analyzing the communicative acts. verbal communication contained in this scene is a description in the script of the actor “*mbak, nih aku udah bayar.*” (In english: “I’ve paid my bill.”). The communicative act of this actor shows that he was calling someone. He also showing his phone that indicates if he was paying his bill from his phone. The second customer used word “*mbak*” that indicates to a young woman person/the restaurant owner. Based on all the explanations, the picture above or capture 27 shows a picture of the young man as the third customer that calling the restaurant owner and raising up his phone with the right hand. It is a reflex of him that he was paying his bills from his phone at that time.

#### **DATA 28**



**(Figure 4.28 Capture 28)**

The following is the analysis triadic form of capture 28:

First is to analyze the representamen (sign). The type or qualification of the sign used is legisign. This is related to what is called a habit so that it is classified as a legisign. The picture shows a smiled person. Second, analyzing the object. The type or qualifier of the object used is icon. Icon is tied to what is called a character, the character here is a person who plays a role in the drama. The character shown in capture 28 is actor 3 who plays as the second customer. Third, analyzing the interpretant. The type or qualification of the interpretant is rheme. Rheme refers to the observer's representation of what is depicted or seen. The capture shows that the second customer was smiling to someone.

The next step is to indicating the use of body language using nonverbal communication: legisign on picture. The form of legisign found in data 28 on the table below.

(Table 4.55 Identification of Capture 28)

No	Data 28	Facial Expression	Bodily Contact	Gesture	Posture	Interpersonal Space	Appearance
1	Capture 28	✓	✗	✗	✓	✗	✓

Based on the table above, here is the identification of found legisign:

(Table 4.56 Identify Use of Nonverbal Communication in Capture 28)

No	Data 28	Identification
No	Capture 28	Identification
1	Facial Expression	<b>Big smiling</b>
2	Bodily Contact	-
3	Gesture	-
4	Posture	<b>Standing posture</b>
5	Interpersonal Space	-
6	Appearance	<b>Youngman, stylist hair, and he is wearing informal black shirt and blue jeans</b>

After identifying the signs with triadic theory and placing nonverbal indicators on data 28, then analyzing the meaning. The first step is to identify meaning through legisign analysis of nonverbal communication. In the capture, the analysis is based on the actor's facial expressions, posture, and appearance. The man's facial expression shows that he was giving big smile to the third customer. It indicates that he was happy. It is because he realizes his mistakes. The posture shows that he was standing up. The appearance shows that he is wearing an informal black shirt and blue jeans and stylist hair models. It indicates that he is a young man. Second, analyzing the use of framing techniques. The scene in this picture shows an upper body of the second customer who standing up from his table. Third, analyzing the communicative acts. There is no verbal communication contained in this scene because their just smiling each other. Based on all the explanations, the picture above or capture 28 shows a picture of a young man as the second customer was happy and realizing his mistakes because peoples around him at the restaurant.

## DATA 29



(Figure 4.29 Capture 29)

The following is the analysis triadic form of capture 29:

First is to analyze the representamen (sign). The type or qualification of the sign used is legisign. This is related to what is called a habit so that it is classified as a legisign. The picture shows a smiled person. Second, analyzing the object. The type or qualifier of the object used is icon. Icon is tied to what is called a character, the character here is a person who plays a role in the drama. The character shown in capture 02 is actor 4 who plays as the third customer. Third, analyzing the interpretant. The type or qualification of the interpretant is rheme. Rheme refers to the observer's representation of what is depicted or seen. The capture shows that the third customer was smiling to someone.

The next step is to indicating the use of body language using nonverbal communication: legisign on picture. The form of legisign found in data 29 on the table below.

(Table 4.57 Identification of Capture 29)

No	Data 29	Facial Expression	Bodily Contact	Gesture	Posture	Interpersonal Space	Appearance
1	Capture 02	✓	✗	✓	✓	✗	✓

Based on the table above, here is the identification of found legisign:


(Table 4.58 Identify Use of Nonverbal Communication in Capture 29)

No	Data 29 Capture 29	Identification
1	Facial Expression	<b>Smiling</b>
2	Bodily Contact	-
3	Gesture	<b>Holding the thing with all hand (the thing is her phone)</b>
4	Posture	<b>Standing posture</b>
5	Interpersonal Space	-
6	Appearance	<b>Youngman, handsome, stylist hair, and he is wearing blue shirt and blue jeans</b>

After identifying the signs with triadic theory and placing nonverbal indicators on data 29, then analyzing the meaning. The first step is to identify meaning through legisign analysis of nonverbal communication. In the capture, the analysis is based on the actor's facial expressions, gesture, posture, and appearance. The man's facial expression shows that he was smiling to the second customer. It indicates that he was happy because the second customer realized his mistakes. The gesture shows that he was holding a phone on his left hand. The phone used for payment required, and he was paying his bills. The posture shows that he was standing up. The appearance shows that he is wearing an informal blue shirt and jeans and stylist hair models. It indicates that he is a young man. Second, analyzing the use of framing techniques. The scene in this picture shows he is standing up. That indicates that he was there appreciating the second customer. Third, analyzing the communicative acts. There is no verbal

communication contained in this scene because they just smiling each other. Based on all the explanations, the picture above or capture 29 shows a picture of a young man as the third customer was happy because the second customer was realizing his mistakes, so he was smiling to him for giving respects.

### **DATA 30**



**(Figure 4.30 Capture 30)**

The following is the analysis triadic form of capture 30:

First is to analyze the representamen (sign). The type or qualification of the sign used is legisign. This is related to what is called a habit so that it is classified as a legisign. The picture shows a smiling person. Second, analyzing the object. The type or qualifier of the object used is icon. Icon is tied to what is called a character, the character here is a person who plays a role in the drama. The character shown in capture 30 is actor 1 who plays as the old woman. Third, analyzing the interpretant. The type or qualification of the interpretant is rheme. Rheme refers to the observer's representation of what is depicted or seen. The capture shows that an old woman was smiling to someone.

The next step is to indicating the use of body language using nonverbal communication: legisign on picture. The form of legisign found in data 30 on the table below.

**(Table 4.59 Identification of Capture 30)**

No	Data 30	Facial Expression	Bodily Contact	Gesture	Posture	Interpersonal Space	Appearance
1	Capture 30	✓	✗	✓	✓	✗	✓

Based on the table above, here is the identification of found legisign:

**(Table 4.60 Identify Use of Nonverbal Communication in Capture 30)**

No	Data 30	Identification
	Capture 30	
1	Facial Expression	Smiling
2	Bodily Contact	-
3	Gesture	Holding her hand
4	Posture	Standing posture
5	Interpersonal Space	-
6	Appearance	Old woman, blonde hair, and she is wearing informal white shirt with black blazer

After identifying the signs with triadic theory and placing nonverbal indicators on data 30, then analyzing the meaning. The first step is to identify meaning through legisign analysis of nonverbal communication. In the capture, the analysis is based on the actor's facial expressions, gesture, posture, and appearance. The mother lady's facial expression shows that she was smiling to restaurant owner. It indicates that she was happy because the restaurant owner so kind to her. The gesture shows that she was holding her hands. It has the meaning

that she was being grateful. The posture shows that she was standing up. The Appearance of her shows that she is wearing informal white shirt with black blazer and blonde hair. Blonde hair usually used to cover her white hair or old hair. Second analyzing the use of framing techniques. The scene in this picture shows an old woman is standing up at restaurant. It indicates that she was there for giving respect to all kind that she got at the restaurant, especially to the restaurant owner. Third, analyzing the communicative acts. There is no verbal communication contained in this scene because their just smiling each other. Based on all the explanations, the picture above or capture 30 shows a picture of an old woman was happy because the restaurant owner so kindly to her.

#### **DATA 31**



**(Figure 4.31 Capture 31)**

The following is the analysis triadic form of capture 31:



First is to analyze the representamen (sign). The type or qualification of the sign used is legisign. This is related to what is called a habit so that it is classified as a legisign. The picture shows a smiled person. Second, analyzing the object. The type or qualifier of the object used is icon. Icon is tied to what is called a character, the character here is a person who plays a role in the drama. The character shown in capture 02 is actor 2 who plays as the restaurant owner. Third, analyzing the interpretant. The type or qualification of the interpretant is rheme. Rheme refers to the observer's representation of what is depicted or seen. The capture shows that the restaurant owner was smiling to someone.

The next step is to indicating the use of body language using nonverbal communication: legisign on picture. The form of legisign found in data 31 on the table below.

**(Table 4.61 Identification of Capture 31)**

No	Data 31	Facial Expression	Bodily Contact	Gesture	Posture	Interpersonal Space	Appearance
1	Capture 31	✓	✗	✓	✓	✗	✓

Based on the table above, here is the identification of found legisign:

**(Table 4.62 Identify Use of Nonverbal Communication in Capture 31)**

No	Data 31 Capture 31	Identification
1	Facial Expression	<b>Smiling</b>
2	Bodily Contact	-
3	Gesture	<b>Holding the thing with all hand (the thing is her phone)</b>
4	Posture	<b>Standing posture</b>
5	Interpersonal Space	-
6	Appearance	<b>Beautiful, young woman, and she is wearing purple shirt with green apron</b>

After identifying the signs with triadic theory and placing nonverbal indicators on data 31, then analyzing the meaning. The first step is to identify meaning through legisign analysis of nonverbal communication. In the capture, the analysis is based on the actor's facial expressions, gesture, posture, interpersonal space, and appearance. The young woman's facial expression shows that she was smiling to her customers. It indicates that she was happy can help each other. The gesture shows that she was holding a phone on her hands. The phone function for payment required, so it should be always on her hand. The posture shows that she was standing up. The appearance shows that she is a beautiful young woman who wearing purple shirt with green apron. It indicates if she is the owner who serves customer by herself. Second step is to analyze the use of framing techniques. The scene in this picture shows an upper body of the restaurant owner who standing up at the restaurant. That indicates that she was there for serving her customer. Third, analyzing the communicative acts. There is no verbal communication contained in this scene because their just smiling each other. Based on all the explanations, the picture above or capture 31 shows a picture of a restaurant owner was happy because she can help each other and getting respects from other customers.

## DATA 32



(Figure 4.32 Capture 32)

The following is the analysis triadic form of capture 32:

First is to analyze the representamen (sign). The type or qualification of the sign used is legisign. This is related to what is called a habit so that it is classified as a legisign. The picture shows a caller person. Second, analyzing the object. The type or qualifier of the object used is icon. Icon is tied to what is called a character, the character here is a person who plays a role in the drama. The character shown in capture 32 is actor 4 who plays as the third customer. Third, analyzing the interpretant. The type or qualification of the interpretant is rheme. Rheme refers to the observer's representation of what is depicted or seen. The capture shows that the third customer was calling and talking to someone on the phone.

The next step is to indicating the use of body language using nonverbal communication: legisign on picture. The form of legisign found in data 32 on the table below.

(Table 4.63 Identification of Capture 32)

No	Data 32	Facial Expression	Bodily Contact	Gesture	Posture	Interpersonal Space	Appearance
1	Capture 32	✓	✗	✓	✓	✗	✓

Based on the table above, here is the identification of found legisign:

(Table 4.64 Identify Use of Nonverbal Communication in Capture 32)

No	Data 32 Capture 32	Identification
1	Facial Expression	<b>Calling, talking</b>
2	Bodily Contact	-
3	Gesture	<b>Raising up his phone on the left hand to his ear.</b>
4	Posture	<b>Standing posture</b>
5	Interpersonal Space	-
6	Appearance	<b>Youngman, handsome, stylist hair, and he is wearing informal blue shirt with blue jeans</b>

After identifying the signs with triadic theory and placing nonverbal indicators on data 32, then analyzing the meaning. The first step is to identify meaning through legisign analysis of nonverbal communication. In the capture, the analysis is based on the actor's facial expressions, gesture, posture, and appearance. The man's facial expression shows the man with raised his eyebrows and opened mouth. It is the custom of a person says something. The man's gesture shows that the man was raising up his phone with the left hand. It indicates that the man was calling and talking to someone on the phone. The man's posture shows that he was sitting on the table. The appearance shows that he is wearing informal black shirt with blue jeans and stylist hair models. The man's appearance suggest that he is a young man. Second, analyzing the use of framing techniques. The scene in this picture shows an upper body of the man at the restaurant. That indicates that he was there for calling someone and saying

something. Third, analyzing the communicative acts. verbal communication contained in this scene is a description in the script of the actor. It is, "*Rob. Transferrin gue duit dong. Ada yang butuh bantuan nih.*" (In english: "Rob, please transfer me some money. Someone needs help."). The communicative act of this actor shows that he was calling someone. The second customer says "*Rob*" that indicates to a name of person. He was calling Rob for helps or asking for money. on all the explanations, the picture above or capture 32 shows a picture of the young man as the third customer that calling his friend on phone for helps or asking for money.

### **C. Research Findings**

Data analysis based on Charles sander peirce's theory, each capture of the video consists of Representamen (legisign), objects (icon) and Interpretant (rheme) that is the meaning or idea of body language used in the drama. There are 32 signs found in @davsurj (David soerdjana's tiktok accounts), as follows:

(Table 4.65 Research Findings)

No	Picture	Sign	Interpretation
1	Data 1	Legisign: a finished eating person Icon: old woman Rheme: an old woman finished eating food at restaurant Meanings: an old woman finished eating food and then asking about the price to the young woman	<ul style="list-style-type: none"><li>- NVC Legisign: Facial expression, gesture, posture, and appearance.</li><li>- Framing Technique</li><li>- Communicative Act</li></ul>
2	Data 2	Legisign: a smiled person Icon: restaurant owner Rheme: restaurant owner was smiling to someone Meanings: the restaurant owner was taking a picture of her customer	<ul style="list-style-type: none"><li>- NVC Legisign: Facial expression, gesture, posture, and appearance.</li><li>- Framing Technique</li><li>- Communicative Act</li></ul>
3	Data 3	Legisign: a smiled person with phone Icon: restaurant owner Rheme: restaurant owner was smiling and taking a picture Meanings: an old woman was smiling to the camera on phone's restaurant owner with purposes for special event and getting discount for the bill	<ul style="list-style-type: none"><li>- NVC Legisign: Facial expression, gesture, posture, and appearance.</li><li>- Framing Technique</li></ul>
4	Data 4	Legisign: a smiled person Icon: old woman Rheme: old woman was trying smile Meanings: an old woman was looking at her money on her hand for paying the bill for five thousand rupiah to the restaurant owner	<ul style="list-style-type: none"><li>- NVC Legisign: Facial expression, gesture, posture, interpersonal space and appearance.</li><li>- Framing Technique</li></ul>
5	Data 5	Legisign: a payer person Icon: old woman Rheme: an old woman was paying the bills of her food Meanings: an old woman was looking at her money on her hand for paying the bill for five thousand rupias to the restaurant owner	<ul style="list-style-type: none"><li>- NVC Legisign: Facial expression, gesture, posture, and appearance.</li><li>- Framing Technique</li><li>- Communicative Act</li></ul>
6	Data 6	Legisign: a watcher person Icon: Second customer	<ul style="list-style-type: none"><li>- NVC Legisign: Facial expression,</li></ul>

		<p>Rheme: the second customer was watching something happen at restaurant</p> <p>Meanings: of the young man as the second customer was taking a launch and watching something interesting happen at the restaurant at the same time. It is about old woman that getting special event and discount in paying her food from the restaurant owner</p>	<p>gesture, posture, and appearance.</p> <ul style="list-style-type: none"> <li>- Framing Technique</li> </ul>
7	Data 7	<p>Legisign: a watcher person</p> <p>Icon: The third customer</p> <p>Rheme: The third customer was watching something happen at restaurant</p> <p>Meanings: young man as the third customer was taking drink time on restaurant and watching something interesting happens at the restaurant. It is about an old woman who getting special event and discount for the food</p>	<ul style="list-style-type: none"> <li>- NVC Legisign: Facial expression, gesture, posture, and appearance.</li> <li>- Framing Technique</li> </ul>
8	Data 8	<p>Legisign: a smiled person</p> <p>Icon: an old woman</p> <p>Rheme : an old woman smiling to someone</p> <p>Meanings: an old woman was happy and thanking to the restaurant owner for special event or discount that she got</p>	<ul style="list-style-type: none"> <li>- NVC Legisign: Facial expression, gesture, posture, and appearance.</li> <li>- Framing Technique</li> <li>- Communicative Act</li> </ul>
9	Data 9	<p>Legisign: a caller person</p> <p>Icon: the second customer</p> <p>Rheme: the second customer was calling someone</p> <p>Meanings: the young man as the second customer was calling the restaurant owner</p>	<ul style="list-style-type: none"> <li>- NVC Legisign: Facial expression, gesture, posture, and appearance.</li> <li>- Framing Technique</li> <li>- Communicative Act</li> </ul>
10	Data 10	<p>Legisign: an angry person</p> <p>Icon: the second customer</p> <p>Rheme: the second customer was angry to someone</p> <p>Meanings: the young man as the second customer that angry to the restaurant owner. The problem is the restaurant owner giving the different prices to her customer</p>	<ul style="list-style-type: none"> <li>- NVC Legisign: Facial expression, gesture, posture, and appearance.</li> <li>- Framing Technique</li> <li>- Communicative Act</li> </ul>

11	Data 11	<p>Legisign: a smiled person  Icon: the second customer  Rheme: the second customer was smiling to someone  Meanings: a young man as the second customer was happy hearing that there a discount or promotion at the restaurant</p>	<ul style="list-style-type: none"> <li>- NVC Legisign: Facial expression, gesture, posture, interpersonal space and appearance.</li> <li>- Framing Technique</li> <li>- Communicative Act</li> </ul>
12	Data 12	<p>Legisign: an apologized person  Icon: the restaurant owner  Rheme: the restaurant owner was apologizing to someone  Meanings: the restaurant owner was answering that he can't get the same discount or promotion to the second customer</p>	<ul style="list-style-type: none"> <li>- NVC Legisign: Facial expression, gesture, posture, interpersonal space and appearance.</li> <li>- Framing Technique</li> <li>- Communicative Act</li> </ul>
13	Data 13	<p>Legisign: an angry person  Icon: the second customer  Rheme: the second customer was angry to someone  Meanings: the young man as the second customer that angry to the restaurant owner. The problem is the restaurant owner giving the different prices to her customer</p>	<ul style="list-style-type: none"> <li>- NVC Legisign: Facial expression, gesture, posture, interpersonal space and appearance.</li> <li>- Framing Technique</li> <li>- Communicative Act</li> </ul>
14	Data 14	<p>Legisign: a watcher person  Icon: the third customer  Rheme: the third customer was watching to something happen at restaurant  Meanings: the young man as the third customer was taking drink time on restaurant and at the same time watching something interesting happen at the restaurant. It is about the other customer complained to the restaurant owner to getting special event and discount, same like the old woman get</p>	<ul style="list-style-type: none"> <li>- NVC Legisign: Facial expression, gesture, posture, and appearance.</li> <li>- Framing Technique</li> </ul>
15	Data 15	<p>Legisign: an angry person  Icon: the second customer  Rheme: the second customer was angry to someone  Meanings: the young man as the second customer that angry and threatened the restaurant owner. The problem is the restaurant</p>	<ul style="list-style-type: none"> <li>- NVC Legisign: Facial expression, gesture, posture, interpersonal space and appearance.</li> <li>- Framing Technique</li> <li>- Communicative</li> </ul>



		owner giving the different services to her customer	Act
16	Data 16	Legisign: an angry person Icon: the restaurant owner Rheme: the restaurant owner was angry to someone Meanings: the young woman as the restaurant owner that little angry to the second customer. She was pointing that he didn't deserve to get the same discount like an old woman	- NVC Legisign: Facial expression, gesture, posture, and appearance. - Facial expression, gesture, posture, interpersonal space and appearance. - Framing Technique - Communicative Act
17	Data 17	Legisign: a searcher person Icon: an old woman Rheme: an old woman searching for someone Meanings: an old woman was calling the restaurant owner	- NVC Legisign: Facial expression, gesture, posture, and appearance. - Framing Technique - Communicative Act
18	Data 18	Legisign: a surprised person Icon: the restaurant owner Rheme: the restaurant owner was surprising after someone called her Meanings: a young woman as the restaurant owner was surprising because the old woman comes to her	- NVC Legisign: Facial expression, gesture, posture, and appearance. - Framing Technique - Communicative Act
19	Data 19	Legisign: a nervousness person Icon: an old woman Rheme: an old woman was feeling nervous when talked. Meanings: an old woman that telling that she doesn't eat at the restaurant for a few days to the restaurant owner	- NVC Legisign: Facial expression, gesture, posture, interpersonal space and appearance. - Framing Technique - Communicative Act
20	Data 20	Legisign: a worried person Icon: the restaurant owner Rheme: the restaurant owner worried to someone Meanings: a young woman as the restaurant owner was worried to an old woman because she wants go to somewhere	- NVC Legisign: Facial expression, gesture, posture, and appearance. - Framing Technique - Communicative Act
21	Data 21	Legisign: a sadness person Icon: an old woman	- NVC Legisign: Facial expression,

		Rheme: an old woman was feeling sadness when talked Meanings: an old woman that talking to the restaurant owner and feeling sadness because realize her condition	gesture, posture, interpersonal space and appearance. - Framing Technique - Communicative Act
22	Data 22	Legisign: a guilty person Icon: the second customer Rheme: the second customer was feeling guilty because his mistakes Meanings: the young man as the second customer that feeling guilty because he was doing wrong to the restaurant owner.	- NVC Legisign: Facial expression, gesture, posture, and appearance. - Framing Technique
23	Data 23	Legisign: a watcher person Icon: the restaurant owner Rheme: the restaurant owner was looking at her phone Meanings: the restaurant owner looking at her phone because the notifications	- NVC Legisign: Facial expression, gesture, posture, and appearance. - Framing Technique
24	Data 24	Legisign: a caller person Icon: the third customer Rheme: the third customer was calling to someone Meanings: the young man as the third customer that calling the restaurant owner and raising up his phone on right hand as a reflex of he was paying his bills from his phone at that time	- NVC Legisign: Facial expression, gesture, posture, and appearance. - Framing Technique - Communicative Act
25	Data 25	Legisign: a pointer person Icon: the third customer Rheme: the third customer was pointing to someone Meanings: of a young man as the third customer was giving an order to the restaurant owner if there are people like the old woman, she should help to	- NVC Legisign: Facial expression, gesture, posture, interpersonal space and appearance. - Framing Technique - Communicative Act
26	Data 26	Legisign: a smiled person Icon: the third customer Rheme: the third customer was smiling to someone Meanings: a young man as the third customer was appreciating and respecting because of the kindness from the restaurant	- NVC Legisign: Facial expression, gesture, posture, interpersonal space and appearance. - Framing Technique

		owner to an old woman	
27	Data 27	<p>Legisign: a caller person  Icon: the second customer  Rheme: the second customer was calling to someone  Meanings: the young man as the third customer that calling the restaurant owner and raising up his phone with the right hand. It is a reflex of him that he was paying his bills from his phone at that time</p>	<ul style="list-style-type: none"> <li>- NVC Legisign: Facial expression, gesture, posture, and appearance.</li> <li>- Framing Technique</li> <li>- Communicative Act</li> </ul>
28	Data 28	<p>Legisign: a smiled person  Icon: the second customer  Rheme: the second customer was smiling to someone  Meanings: a young man as the second customer was happy and realizing his mistakes because peoples around him at the restaurant</p>	<ul style="list-style-type: none"> <li>- NVC Legisign: Facial expression, gesture, posture, and appearance.</li> <li>- Framing Technique</li> </ul>
29	Data 29	<p>Legisign: a smiled person  Icon: the third customer  Rheme: the third customer was smiling to someone  Meanings: a young man as the third customer was happy because the second customer was realizing his mistakes, so he was smiling to him for giving respects</p>	<ul style="list-style-type: none"> <li>- NVC Legisign: Facial expression, gesture, posture, and appearance.</li> <li>- Framing Technique</li> </ul>
30	Data 30	<p>Legisign: a smiled person  Icon: an old woman  Rheme: an old woman was smiling to someone  Meanings: an old woman was happy because the restaurant owner so kindly to her.</p>	<ul style="list-style-type: none"> <li>- NVC Legisign: Facial expression, gesture, posture, and appearance.</li> <li>- Framing Technique</li> </ul>
31	Data 31	<p>Legisign: a smiled person  Icon: the restaurant owner  Rheme: the restaurant owner was smiling to someone  Meanings: the restaurant owner was happy because she can help each other and getting respects from other customers</p>	<ul style="list-style-type: none"> <li>- NVC Legisign: Facial expression, gesture, posture, and appearance.</li> <li>- Framing Technique</li> </ul>
32	Data 32	<p>Legisign: a caller person  Icon: the third customer  Rheme: the third customer was calling someone on the phone</p>	<ul style="list-style-type: none"> <li>- NVC Legisign: Facial expression, gesture, posture, and appearance.</li> </ul>

		Meanings: the young man as the third customer that calling his friend on phone for helps	<ul style="list-style-type: none"> <li>- Framing Technique</li> <li>- Communicative Act</li> </ul>
--	--	--	--

Based on the table above, there are some part of nonverbal communication legisign that are not conducted on the data. Nonverbal communication legisign was divided into facial expression, bodily contact, gesture, posture, interpersonal space, and appearance. From 32 data, it was found all data conducted facial expression, gesture, posture, appearance, and 10 interpersonal space. Meanwhile there are 22 data that has nothing interpersonal space and no bodily contact was found. The table also showed us if there are some data that has conducted communicative act and without it. Communicative act in drama used to performing linguistic function in communication between actors. It was found 20 data that conducting communicative act and 12 data without it.

#### **D. Discussion**

Based on the results of the study described above, it is discovering the type of meaning and how the meaning of the sign is conveyed. Those are the meanings. Research data is relevant to the theories peirce presents that there is the meaning of representatlmn (legisign), object (icon), and interpretation (rheme). So in the appropriation of the types contained in meaning, it relates to how to determine the type of meaning in a video drama. The meaning in the video tiktok @davsurj (David soerdjana tiktok's accounts) has nonverbal communication legisign, framing technique, and communicative act to provide the meaning of words and

communicative act to convey the understanding of the use of pictures connected in the drama video scene as seen in the study's analysis.

The interpretation of this video drama is analyzed based on non-verbal communication, framing, and communicative act. Non-verbal communication signals were used because they were to clarify the meaning or meaning contained by each actor in acting on a role in the drama video of such the actor's facial expressions, gestures, gestures, interpersonal space, even the appearance of the actor. It is based purely on the interpretation of researchers adjusted to the semiotics theory by Peirce that says the meaning of the sign depends on the mind's owner representing the meaning of the visible sign and every thought is sign. Framing identified based on the image shown. The communicative act is then identified by verbal signs found in the drama which are the scripts used by the relay messages. By analyzing the sign through Peirce theory and identification of the non-verbal aspects of communication legisign, framing, and the communicative act in the drama, both the researcher and the reader understand the meaning behind each capture or data that the research has presented as the source.

The researcher has already discovered that studies on body language as a semiotic analysis are not new. Similar research discovered is "Semiotic Analysis of Body Language in The Movie Anna and The King" by Winda Aktaviani Harahap (2017) FKIP UMSU. Harahap (2017) is a qualitative study with the same focus as this study of body language as a semiotic analysis. The data analysis techniques used are similar theories from Miles, Huberman, and Saldana (2014). What makes a significant difference is the object that has been examined.

Harahap's research of a film entitled "Anna and The King" was released in 1999, while it was a drama entitled "*Kebaikan tanpa batas/Unlimited human rights*" that was uploaded on October 2, 2021 in @davsurj. In addition, Harahap's research uses descriptive phenomena to analyze objects or movies while it uses the semiotic theory proposed by Charles sanders peirce (1931). So the results of the research obtained are significantly different.

Additionally, researchers also found that the study of the ticktock media was not new. For example, consider the study of fredrick gerhard sitorus under the title "*PENGARUH PENGGUNAAN APLIKASI TIK-TOK TERHADAP PERILAKU ANAK (Studi pada Pengguna Aplikasi Tik-Tok Pada Remaja di Kota Medan)*". Sitorus (2018) study is a quantitative study with sampling of youth users of the tiktok application. Although it is related to the use of a ticktock application, the differences shown are quite different from this study as described in comparison with harahap (2017).

## CHAPTER V

### CONCLUSION AND SUGGESTION

#### A. Conclusion

After analyzing the meaning of the tiktok videos, the conclusion that the signs found in the drama were representamen, object, and interpretant. Based on triadic theory, all of them contain legisign, icons, and rheme. Thus means it reflect human habits, the character of person, and the representation. The writer uses the term legisign for analyzing the sign that contained public information that the director wanted to convey to the reader that could be viewed in its capture conclusion or data retrieved from the video. It is divided into 6 term nonverbal communication legisign, there are facial expression, bodily contact, gesture, posture, interpersonal space, and appearance.

1. Facial expression revealed a reflection of a person's feelings.
2. Bodily contact reflects on the touch one does to another with a measure of intent.
3. Gesture performed the body movement of someone or a person.
4. Posture directed on the position of a person's body.
5. Interpersonal space created the distance between people in interactions.
6. Appearance depicted about the object or person as assessment of one person to another.

From 32 capture, all of them were belongs to representamen, object, and interpretant. Based on Nonverbal Communication legisign, all contains facial

expression, gesture, posture, appearance, and framing technique. Meanwhile, 10 of it's also contain interpersonal space and 20 communicative act. Thus means to reflect a personality, the measure of body contact intent, body movement, position, the interaction distance, and the assessment of one person to another.

## **B. Suggestion**

On this occasion, the research wanted to offer some Suggestions that might be helpful to other researcher or all who read the study.

1. It is recommended that students learn more about the meaning of body language in order to gain a clear understanding and deep understanding.
2. It recommends that readers do research with detailed analysis to gain insight.
3. The writer also suggests to the next researcher who would like to take a video drama as an object of their research to analyze with another theory. There are other theories to analyze the drama, and other problems such as the function of the drama in learning, the moral message and so on. In addition, there are many genres of drama to be analyzed by other researchers.



## REFERENCES

- Allan, & Pease, B. (2004). *The Definitive Book of Body Language*. Buderim: Pease International.
- Asur, S., & Huberman, B. A. (2010). Predicting the future with social media. *Proceedings - 2010 IEEE/WIC/ACM International Conference on Web Intelligence, WI 2010, 1*, 492–499. <https://doi.org/10.1109/WI-IAT.2010.63>
- Barthes, R. (1964). *Elements of Semiology*. New York: Hill and Wang.
- Chandler, D. (2007). Semiotics: The Basics. In *Library of Congress Cataloging in Publication Data* (2nd ed.). New York: Routledge. [https://doi.org/10.1016/s0378-2166\(02\)00176-5](https://doi.org/10.1016/s0378-2166(02)00176-5)
- Dejowati, C. (2012). *Drama: Sejarah, Teori, dan Penerapannya*. Yogyakarta: Penerbit Javakarsamedia.
- Gemtou, E. (2014). Exploring The Possibilities of Postdramatic Theater as Educational Means. *International Journal of Education & Arts*, 15, 1–16.
- Kaps, R., & Voges, J. (2007). Nonverbal Communications: A Commentary on Body Language in the Aviation Teaching Environment. *Journal of Aviation/Aerospace Education & Research*, 17(1). <https://doi.org/10.15394/jaaer.2007.1439>
- Miles, M. B., Huberman, A. M., & Saldana, J. (2014). *Qualitative Data Analysis: A Methods Sourcebook* (3rd ed.). Arizona: SAGE Publications.
- Nazir, M. (1988). *Metode Penelitian*. Jakarta: Ghalia Indonesia.
- Peirce, C. S. (1958). *The Collected Papers of Charles Sanders Peirce (8 Vols.), Charles Hartshorne, Paul Weiss and Arthur W. Burks (ed.)*. Cambridge, MA: Harvard University Press. <https://doi.org/10.1038/1381037c0>
- Siadari, E. E. (2019). *Esensi Praktik Menulis (Refleksi dan Intisari Pengalaman Menulis Biografi, Feature, Opini, Wawancara, Artikel Ilmiah Populer, dan Non Fiksi Lainnya)* (1st ed.). Jakarta Timur: Rayyana Komunikasindo.
- Soerdjana, D. (2021). Promo Kebaikan Tanpa Batas. Retrieved October 2, 2021, from <https://vt.tiktok.com/ZSehGbur8/>
- Sugiyono. (2015). *Metode Penelitian Pendidikan (Pendekatan Kuantitatif, Kualitatif, dan R&D)*. Bandung: ALFABETA.
- Umberto, E. (1976). *A Theory of Semiotics*. Bloomington: Indiana University Press.
- Vijaya, K. (2004). *Body Language*. Yogyakarta: Tugu Publisher.
- Wardani, A. S. (2020). Nyaris Salip Whatsapp Tiktok Jadi Aplikasi Terpopuler




Kedua di Dunia. Retrieved January 15, 2020, from <https://m.liputan6.com> website: <https://m.liputan6.com/tekno/read/4155907/nyaris-salip-whatsapp-tiktok-jadi-aplikasi-terpopuler-kedua-di-dunia>

Zhang, Z. (2021). Infrastructuralization of Tik Tok: transformation, power relationships, and platformization of video entertainment in China. *Media, Culture and Society*, 43(2), 219–236. <https://doi.org/10.1177/0163443720939452>

## Appendices

### Appendix 1





#### Indications of Body Languages in Tiktok's Drama

No	Data	Times	Triadic Concepts	Nonverbal Communication (Legisign)						FT	CA
				FE	BC	GS	PS	IS	AP		
1.	<p style="text-align: center;"><b>Data 1</b></p> 		✓	✓	✗	✓	✓	✗	✓	✓	✓
2.	<p style="text-align: center;"><b>Data 2</b></p> 		✓	✓	✗	✓	✓	✗	✓	✓	✓
3.	<p style="text-align: center;"><b>Data 3</b></p> 		✓	✓	✗	✓	✓	✗	✓	✓	✗

4.	<p style="text-align: center;"><b>Data 4</b></p> 		✓	✓	✗	✓	✓	✓	✓	✓	✗
5.	<p style="text-align: center;"><b>Data 5</b></p> 		✓	✓	✗	✓	✓	✗	✓	✓	✓
6.	<p style="text-align: center;"><b>Data 6</b></p> 		✓	✓	✗	✓	✓	✗	✓	✓	✗
7.	<p style="text-align: center;"><b>Data 7</b></p> 		✓	✓	✗	✓	✓	✗	✓	✓	✗





8.	<p style="text-align: center;"><b>Data 8</b></p> 		✓	✓	✘	✓	✓	✘	✓	✓	✓
9.	<p style="text-align: center;"><b>Data 9</b></p> 		✓	✓	✘	✓	✓	✘	✓	✓	✓
10.	<p style="text-align: center;"><b>Data 10</b></p> 		✓	✓	✘	✓	✓	✘	✓	✓	✓
11.	<p style="text-align: center;"><b>Data 11</b></p> 		✓	✓	✘	✓	✓	✓	✓	✓	✓





12.	<p style="text-align: center;"><b>Data 12</b></p> 		✓	✓	✘	✓	✓	✓	✓	✓	✓
13.	<p style="text-align: center;"><b>Data 13</b></p> 		✓	✓	✘	✓	✓	✓	✓	✓	✓
14.	<p style="text-align: center;"><b>Data 14</b></p> 		✓	✓	✘	✓	✓	✘	✓	✓	✘
15.	<p style="text-align: center;"><b>Data 15</b></p> 		✓	✓	✘	✓	✓	✓	✓	✓	✓


16.	<p style="text-align: center;"><b>Data 16</b></p> 		✓	✓	✘	✓	✓	✓	✓	✓	✓	✓
17.	<p style="text-align: center;"><b>Data 17</b></p> 		✓	✓	✘	✓	✓	✘	✓	✓	✓	✓
18.	<p style="text-align: center;"><b>Data 18</b></p> 		✓	✓	✘	✓	✓	✘	✓	✓	✓	✓
19.	<p style="text-align: center;"><b>Data 19</b></p> 		✓	✓	✘	✓	✓	✓	✓	✓	✓	✓

20.	<p style="text-align: center;"><b>Data 20</b></p> 		✓	✓	✘	✓	✓	✘	✓	✓	✓
21.	<p style="text-align: center;"><b>Data 21</b></p> 		✓	✓	✘	✓	✓	✓	✓	✓	✓
22.	<p style="text-align: center;"><b>Data 22</b></p> 		✓	✓	✘	✓	✓	✘	✓	✓	✘
23.	<p style="text-align: center;"><b>Data 23</b></p> 		✓	✓	✘	✓	✓	✘	✓	✓	✘



24.	<p style="text-align: center;"><b>Data 24</b></p> 		✓	✓	✘	✓	✓	✘	✓	✓	✓
25.	<p style="text-align: center;"><b>Data 25</b></p> 		✓	✓	✘	✓	✓	✓	✓	✓	✓
26.	<p style="text-align: center;"><b>Data 26</b></p> 		✓	✓	✘	✓	✓	✓	✓	✓	✘
27.	<p style="text-align: center;"><b>Data 27</b></p> 		✓	✓	✘	✓	✓	✘	✓	✓	✓

28.	<p style="text-align: center;"><b>Data 28</b></p> 		✓	✓	✗	✓	✓	✗	✓	✓	✗
29.	<p style="text-align: center;"><b>Data 29</b></p> 		✓	✓	✗	✓	✓	✗	✓	✓	✗
30.	<p style="text-align: center;"><b>Data 30</b></p> 		✓	✓	✗	✓	✓	✗	✓	✓	✗
31.	<p style="text-align: center;"><b>Data 31</b></p> 		✓	✓	✗	✓	✓	✗	✓	✓	✗

32.	<p style="text-align: center;"><b>Data 32</b></p> 		✓	✓	x	✓	✓	x	✓	✓	✓
-----	---	--	---	---	---	---	---	---	---	---	---

**Notes:**

**FE : Facial Expression**

**BC : Bodily Contact**

**GS : Gesture**

**PS : Posture**

**IS : Interpersonal Space**







**AP : Appearance**








**FT : Framing Technique**







**CA : Communicative Act**








## Appendix 2



### Scripts of Tiktok's Drama

No	Scene 1	
1		<i>"Mbak, ini semua berapa?"</i>
		<i>"Mbak, how much for all this?"</i>
2		<i>"Udah selesai makan ya? Masih kaya dulu kok, lima ribu aja langsung pake photo ya... Udah nih."</i>
		<i>"Finished eating? Same as last time, only five thousand rupiah. I'll take your picture... done"</i>
3		<i>"Ini lima ribunya. Yang promo lima ribu ini sampai kapan ya berlakunya?"</i>
		<i>"It's five thousand rupiah. How long is this promo supposed to last?"</i>
4		<i>"Udah gak usah khawatir. Nanti kalua jam makan siang dating aja yah. Kalau udah kadaluwarsa, aku bisa bantu perpanjang."</i>
		<i>"You needn't worry. At lunchtime, please come here. If it expires, I can extend it to you."</i>
5		<i>"Ok. Makasih ya mbak."</i>
		<i>"Ok. Thank you, mbak."</i>
6		<i>"Hati-hati dijalan ya buk."</i>
		<i>"Be careful on your way, mam."</i>

Scene 2		
7		"Mbak, mbak. Berapa?"
		"Mbak, mbak. How much of this?"
8		"Dua puluh lima ribu."
		"Twenty-five thousand rupiah"
9		"Apa katamu? Ibu itu Cuma bayar lima ribu. Masa aku bayar dua puluh lima ribu?"
		"What did you say? she only paid five thousand rupiah. Why do I have to pay twenty five thousand rupiah?"
10		"Oh, itu kami sebelumnya ada promo."
11		"Oh, promo apa? Aku juga ikutan dong."
12		"Maaf ya kak. Promonya udah gak berlaku."
		"Sorry, the promo's out."
13		"Lho? Tadi aku dengar kamu ngomong ke ibu itu kalua promonya sudah berakhir bisa diperpanjang. Kok kamu bedain aku sama dia? Ini mah penipuan terhadap pelanggan. Aku gak mau tau ya pokoknya aku harus ikut promo yang tadi kamu bilang. Kalau gak gitu, aku tuntutan kamu!"
		"What? I heard you say to an old woman that her promotion is over can be extended again. How can you tell me from her? It's customer fraud. I don't want to know if I should do what you just said. If it doesn't work

		like that, I'll Sue you!"
14		"Anda gak tau malu ya?"
		"Are you shameless?"
15		"Apa maksudmu aku ngga tau malu?"
		"What do you mean I'm shameless?"
16		"Gini ya kak, anak dari ibu itu telah gugr dalam perang di perbatasan. Mayatnya juga dikuburin disana. Suaminya juga ninggalin dia. Jadi dia tinggal sendiri sekarang. Dia itu pantas untuk makan gratis di restaurantku. Kalau Anda? Menurut Anda? Anda pantas?"
		"I will explain to you, her child had died in the war at the border. His body's buried there, too. Her husband also left her alone. So she lives alone now. She deserves a free launch at my restaurant. How about you? Are you think? Are you decent?"
<b>Scene 3</b>		
17		"Mbak?"
		"Mbak?"
18		"Eh, buk? Kok balik lagi?"
		"Eh, mam. Why did you come back?"
19		"Oh iya mbak. Saya lupa kasih tau. Beberapa hari kedepan mungkin saya tidak makan disini dulu. Soalnya saya mau pergi."
		"Here, mbak. I forgot to tell you. I may not eat here in the next few days. 'cause I'm leaving."
20		"Ibu mau pergi kemana?"

		"where do you want to go?"
21		<p><i>"Saya mau ke perbatasan barat daya. Anak saya udah pergi dua tahun. Saya menjenguk kesana. Mumpung kaki saya masih kuat jalan mbak. Dua tahun lagi mungkin saya udah gak bisa kemana-mana."</i></p> <p>"I'm going to the southwest border. My son has been away for two years. I'll visit him there. I'm still good with my feet. In two years I may not be able to go anywhere."</p>
22		<p><i>"Ibu hati-hati di jalan ya. Aku tunggu ya kedatangannya."</i></p> <p>"You should go safely. I'll always wait for you here. I'll see you coming."</p>
23		<p><i>"Mbak, promonya jangan diberhentiin ya. Mulai hari ini kalua ada orang seperti ibu ini, cukup bayar lima ribu plus difotoin. Sisanya saya yang tanggung. Toh kebetulan saya ada rejeki lebih."</i></p> <p>"Mbak, please don't cancel your promotion. From today if there is a person like this woman, she will pay the five thousand rupias and then shoot the picture. The rest of the fee is on me. I happen to have more luck."</p>
24		<p><i>"Mbak, aku masih tau malu kok. Nih aku dah bayar."</i></p> <p>"Mbak, it's shame on me. I've paid my bill."</p>
25		<p><i>"Nah, gitu dong."</i></p> <p>"Nah, you did the right thing."</p>
<b>Scene 4</b>		
26		<p><i>"Rob, transferrin gue duit dong. Ada yang butuh bantuan nih."</i></p> <p>"Rob, Please transfer me some money. Someone needs help."</p>

27		<p><i>"Ya udah, gue transfer sekarang ya."</i></p>
		<p>"Fine, I'll do it now."</p>
28		<p><i>"Ok."</i></p>
		<p>"Ok."</p>



Appendix 3 Form K-1



**UMSU**  
Unggul | Cerdas | Terampil

**MAJELIS PENDIDIKAN TINGGI**  
**UNIVERSITAS MUHAMMADIYAH SUMATERA UTARA**  
**FAKULTAS KEGURUAN DAN ILMU PENDIDIKAN**  
 Jalan Kapten Mukhtar Basri No. 3 Medan 20238 Telp. 061-6622400 Ext. 22, 23, 30  
 Website : <http://www.fkip.umsu.ac.id> E-mail : [fkip@umsu.ac.id](mailto:fkip@umsu.ac.id)

---

Form : K-1

Kepada Yth: Bapak Ketua & Sekretaris  
 Program Studi Pendidikan Bahasa Inggris  
 FKIP UMSU

Perihal: **PERMOHONAN PERSETUJUAN JUDUL SKRIPSI**

Dengan hormat yang bertanda tangan di bawah ini :

Nama Mahasiswa : Ramadhan Abdiansyah  
 NPM : 1702050127  
 Prog. Studi : Pendidikan Bahasa Inggris  
 Kredit Kumulatif : 136 SKS IPK = 3.63


Persetujuan Ket/Sekret. Prog. Studi	Judul yang Diajukan	Disahkan Oleh Dekan Fakultas
 	Body Language on Tik Tok's Drama: Semiotic Analysis	
	A Sign Language Analysis in Silent Voice Anime Movie	
	Body Language Analysis of Americans React to Donald Speech	

Demikianlah permohonan ini saya sampaikan untuk dapat pemeriksaan dan persetujuan serta pengesahan, atas kesediaan Bapak saya ucapkan terima kasih.

Medan, Maret 2021  
 Hormat Pemohon,  
  
**(Ramadhan Abdiansyah)**

Keterangan:  
 Dibuat rangkap 3 : - Untuk Dekan Fakultas  
 - Untuk Ketua/Sekretaris Program Studi  
 - Untuk Mahasiswa yang bersangkutan

Appendix 4 Form K-2

**UMSU**  
Unggul | Cerdas | Terpercaya

**MAJELIS PENDIDIKAN TINGGI**  
**UNIVERSITAS MUHAMMADIYAH SUMATERA UTARA**  
**FAKULTAS KEGURUAN DAN ILMU PENDIDIKAN**  
Jalan Kapten Mukhtar Basri No. 3 Medan 20238 Telp. 061-6622400 Ext. 22, 23, 30  
Website : <http://www.fkip.umsu.ac.id> E-mail : [fkip@umsu.ac.id](mailto:fkip@umsu.ac.id)

Form : K-2

Kepada Yth: Bapak Ketua & Sekretaris  
Program Studi Pendidikan Bahasa Indonesia  
FKIP UMSU

*Assalamu'alaikum Wr. Wb*

Dengan hormat yang bertanda tangan di bawah ini:

Nama Mahasiswa : Ramadhan Abdiansyah  
NPM : 1702050127  
Program Studi : Pendidikan Bahasa Inggris

Mengajukan permohonan persetujuan proyek proposal/risalah/makalah/skripsi sebagai tercantum di bawah ini dengan judul sebagai berikut :


Body Language on Tik Tok's Drama: Semiotic Analysis

Sekaligus saya mengusulkan/ menunjuk Bapak/ Ibu :

1. Imelda Darmayanti M., M.Hum *Acc 07/04-2021 RA*

Sebagai Dosen Pembimbing Proposal/Risalah/Makalah/Skripsi saya.

Demikianlah permohonan ini saya sampaikan untuk dapat pengurusan selanjutnya. Akhirnya atas perhatian dan kesediaan Bapak/ Ibu saya ucapkan terima kasih.

Medan, Maret 2021  
Hormat Pemohon,  
  
(Ramadhan Abdiansyah)

Keterangan:  
Dibuat rangkap 3 : - Untuk Dekan Fakultas  
- Untuk Ketua/Sekretaris Program Studi  
- Untuk Mahasiswa yang bersangkutan

Appendix 5 Form K-3



FAKULTAS KEGURUAN DAN ILMU PENDIDIKAN  
UNIVERSITAS MUHAMMADIYAH SUMATERA UTARA  
Jln. Mukhtar Basri BA No. 3 Telp. 6622400 Medan 20217 Form : K3

Nomor : 964/II.3/UMSU-02/F/2021  
Lamp : ---  
Hal : Pengesahan Proyek Proposal  
Dan Dosen Pembimbing

Assalamu'alaikum Warahmatullahi Wabarakatuh

Dekan Fakultas Keguruan dan Ilmu Pendidikan Universitas Muhammadiyah Sumatera Utara menetapkan proyek proposal/risalah/makalah/skripsi dan dosen pembimbing bagi mahasiswa yang tersebut di bawah ini :

Nama : Ramadhan Abdiansyah  
N P M : 1702050127  
Program Studi : Pendidikan Bahasa Inggris  
Judul Penelitian : Body Language on Tik Tok's Drama : Semiotic Analysis  
Pembimbing : Imelda Darmayanti M, SS, M.Hum

Dengan demikian mahasiswa tersebut di atas diizinkan menulis proposal/risalah/makalah/skripsi dengan ketentuan sebagai berikut :

1. Penulis berpedoman kepada ketentuan yang telah ditetapkan oleh Dekan
2. Proyek proposal/risalah/makalah/skripsi dinyatakan BATAL apabila tidak selesai pada waktu yang telah ditentukan
3. Masa kadaluarsa tanggal : 10 April 2022

Wa'alaikumssalam Warahmatullahi Wabarakatuh.

Dikeluarkan pada Tanggal :  
Medan, 28 Sya'ban 1442 H  
10 April 2021 M



Dekan

Prof. Dr. H. Elrianto Nst, S.Pd, M.Pd.  
NIDN 0115057302

Dibuat rangkap 4 (empat) :

1. Fakultas (Dekan)
2. Ketua Program Studi
3. Pembimbing
4. Mahasiswa yang bersangkutan :  
WAJIB MENGIKUTI SEMINAR

## Appendix 6 Berita Acara Bimbingan Proposal



**MAJELIS PENDIDIKAN TINGGI**  
**UNIVERSITAS MUHAMMADIYAH SUMATERA UTARA**  
**FAKULTAS KEGURUAN DAN ILMU PENDIDIKAN**  
Jl. Kapten Mochtar Basri No .3 Telp. (061) 6619056 Medan 20238  
Website : <http://www.fkip.umsu.ac.id> Email: [fkip@umsu.ac.id](mailto:fkip@umsu.ac.id)

### BERITA ACARA BIMBINGAN PROPOSAL

Nama : Ramadhan Abdiansyah  
NPM : 1702050127  
Program Studi : Pendidikan Bahasa Inggris  
Judul Skripsi : Body Language On Tik Tok's Drama: Semiotic Analysis

Tanggal	Deskripsi Hasil Bimbingan Proposal	Tanda Tangan
2 Juli 2021	Ch. 1 Background of study	
14 Juli 2021	Ch. 1 Problem, Scope and limitation	
28 Juli 2021	Ch. 2 Theoretical review quotation	
7 Agustus 2021	Ch. 2 Conceptual Framework	
19 Agustus 2021	Ch. 3 Source of data, research design	
28 Agustus 2021	Ch. 3 Data collecting, analysis, references	
1 September 2021	Acc	

Diketahui/Disetujui  
Ketua Prodi Pendidikan Bahasa Inggris

Mandra Saragih, S.Pd., M.Hum.

Medan, 01 September 2021  
Dosen Pembimbing

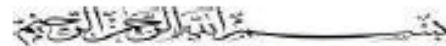
Imelda Darmayanti M, S.S, M.Hum.



Appendix 7 Berita Acara Seminar Proposal



MAJELIS PENDIDIKAN TINGGI  
UNIVERSITAS MUHAMMADIYAH SUMATERA UTARA  
FAKULTAS KEGURUAN DAN ILMU PENDIDIKAN  
Jl. Kapten Mukhtar Basri No. 3 Telp. (061) 6619056 Medan 20238 Website :  
<http://www.fkip.umma.ac.id> E-mail : [fkip@umma.ac.id](mailto:fkip@umma.ac.id)



**BERITA ACARA SEMINAR PROPOSAL**

Padahari ini Jum'at Tanggal 10 September Tahun 2021 diselenggarakan seminar Prodi Pendidikan Bahasa Inggris menerangkan bahwa:

Nama : Ramadhan Abdiansyah  
N P M : 1702050127  
Program Studi : Pendidikan Bahasa Inggris  
Judul Penelitian : Body Language On Tik Tok's Drama: Semiotic Analysis

NO	MASUKAN / SARAN
JUDUL	Body Language on Tik Tok's Drama: Semiotic Analysis
BAB I	Practical significance
BAB II	Relevant Studies, Conceptual Framework
BAB III	Research Design
LAINNYA	References, the way of citation, margin, space, indentation of new paragraph, text alignment, and capitalization.
KESIMPULAN	( ) Disetujui ( ) Ditolak (√) Disetujui dengan adanya perbaikan

Medan, 10 September 2021

Dosen Pembahas

Yenni Hasnah, S.Pd., M.Hum

Dosen Pembimbing

Imelda Darmayanti Mamurung, S.S., M.Hum

PANITIA PELAKSANA

Ketua

Mandra Saragih, S.Pd., M.Hum

Sekretaris

Pirman Ginting, S.Pd., M.Hum

## Appendix 8 Surat Keterangan Seminar Proposal



**MAJELIS PENDIDIKAN TINGGI  
UNIVERSITAS MUHAMMADIYAH SUMATERA UTARA  
FAKULTAS KEGURUAN DAN ILMU PENDIDIKAN**

Jl. Kapten Mukhtar Basri No. 3 Telp. (061) 6619056 Medan 20238  
Website : <http://www.fkip.umsu.ac.id> E-mail : [fkip@umsu.ac.id](mailto:fkip@umsu.ac.id)

### SURAT KETERANGAN

بِسْمِ اللَّهِ الرَّحْمَنِ الرَّحِيمِ

Ketua Program Studi Pendidikan Bahasa Inggris Fakultas Keguruan dan Ilmu Pendidikan Universitas Muhammadiyah Sumatera Utara dengan ini menerangkan bahwa :

Nama : Ramadhan Abdiansyah  
N P M : 1702050127  
Program Studi : Pendidikan Bahasa Inggris

Adalah benar telah melaksanakan Seminar Proposal Skripsi pada :

Hari : Jum'at  
Tanggal : 10 September 2021  
Dengan Judul Proposal :

Body Language on Tik Tok's Drama: Semiotic Analysis

Demikianlah surat keterangan ini kami keluarkan diberikan kepada mahasiswa yang bersangkutan. Semoga Bapak/Ibu Pimpinan Fakultas dapat segera mengeluarkan surat izin riset mahasiswa tersebut. Atas kesediaan dan kerjasama yang baik kami ucapkan banyak terima kasih. Akhirnya selamat sejahterallah kita semuanya. Amin.

Unggul | Cerdas | Terpercaya

Dikeluarkan di : Medan  
Pada Tanggal : 10 September 2021

Wassalam  
Ketua Program Studi  
Pendidikan Bahasa Inggris

Mandra Saragih, S.Pd, M.Hum

Appendix 9 Lembar Pengesahan Proposal



MAJELIS PENDIDIKAN TINGGI  
UNIVERSITAS MUHAMMADIYAH SUMATERA UTARA  
FAKULTAS KEGURUAN DAN ILMU PENDIDIKAN

Jl. Kapten Mukhtar Basri No. 3 Telp. (061) 6619056 Medan 20238  
Website : <http://www.fkip.umsu.ac.id> E-mail : [fkip@umsu.ac.id](mailto:fkip@umsu.ac.id)

بِسْمِ اللَّهِ الرَّحْمَنِ الرَّحِيمِ

PENGESAHAN PROPOSAL

Panitia Proposal Penelitian Fakultas Keguruan dan Ilmu Pendidikan Universitas Muhammadiyah Sumatera Utara Strata-1 bagi :

Nama Lengkap : Ramadhan Abdiansyah  
N P M : 1702050127  
Program Studi : Pendidikan Bahasa Inggris  
Judul Proposal : Body Language on Tik Tok's Drama: Semiotic Analysis

Dengan diterimanya proposal ini, maka mahasiswa tersebut dapat diizinkan untuk melakukan riset di lapangan.

Medan, 10 September 2021

UMSU  
Disetujui oleh :

Dosen Pembahas

Yenni Hasnah, S.Pd., M.Hum.

Dosen Pembimbing

Imelda Darmayanti Manurung, S.S., M.Hum.

Diketahui oleh  
Ketua Program Studi

Mandra Saragih, S.Pd, M.Hum




## Appendix 10 Surat Permohonan Izin Riset

 <b>UMSU</b> <small>Unggul! Cerdas! Berprestasi</small> <small>Bila menjawab surat ini agar disebutkan nomor dan tanggalnya</small>	<b>MAJELIS PENDIDIKAN TINGGI PENELITIAN &amp; PENGEMBANGAN</b> <b>UNIVERSITAS MUHAMMADIYAH SUMATERA UTARA</b> <b>FAKULTAS KEGURUAN DAN ILMU PENDIDIKAN</b>	
	<small>Jalan Kapten Muchtar Basri No. 3 Medan 20238 Telp. (061) 6622400 Website : <a href="http://fkip.umsu.ac.id">http://fkip.umsu.ac.id</a> E-mail : <a href="mailto:fkip@yahoo.co.id">fkip@yahoo.co.id</a></small>	
Nomor	: 2233/IL3-AU/UMSU-02/F/2021	Medan, 16 Shafar 1443 H
Lamp	: ---	23 September 2021 M
Hal	: Permohonan Izin Riset	
 Kepada Yth, Bapak Kepala Perpustakaan Universitas Muhammadiyah Sum. Utara di Tempat		
 <i>Bismillahirrahmanirrahim</i> <i>Assalamu'alaikum Wr. Wb</i>		
Wa ba'du, semoga kita semua sehat wal'afiat dalam melaksanakan kegiatan/aktifitas sehari-hari, sehubungan dengan semester akhir bagi mahasiswa wajib melakukan penelitian/riset untuk pembuatan skripsi sebagai salah satu syarat penyelesaian Sarjana Pendidikan, maka kami mohon kepada Bapak/Ibu memberikan izin kepada mahasiswa untuk melakukan penelitian/riset di tempat Bapak/Ibu pimpin. Adapun data mahasiswa kami tersebut sebagai berikut :		
Nama Mahasiswa	: Ramadhan Abdiansyah	
NPM	: 1702050127	
Program Studi	: Pendidikan Bahasa Inggris	
Judul Penelitian	: Body Language On Tik Tok's Drama Semiotic Analysis	
Demikian hal ini kami sampaikan, atas perhatian dan kesediaan serta kerjasama yang baik dari Bapak/Ibu kami ucapkan terima kasih. Akhirnya selamat sejahteralah kita semuanya, Amin. Wassalamu'alaikum Wr.Wb		
		Dekan <b>Prof. Dr. H. Elfrianto Nst, M.Pd</b> NIDN 0115057302
 **Pertinggal**		




## Appendix 11 Surat Keterangan Selesai Riset

**MAJELIS PENDIDIKAN TINGGI PENELITIAN & PENGEMBANGAN**  
**UNIVERSITAS MUHAMMADIYAH SUMATERA UTARA**  
**UPT PERPUSTAKAAN**  
Alamat : Jalan Kapten Mukhtar Basri No.3 Telp. 6624567 –Ext. 113 Medan 20238  
Website : <http://perpustakaan.umsu.ac.id> Email : [perpustakaan@umsu.ac.id](mailto:perpustakaan@umsu.ac.id)

Bila menjawab surat ini, agar disebutkan nomor dan tanggalnya.

**SURAT KETERANGAN**  
Nomor : 2679 /KET/IL3-AU/UMSU-P/M/2021



Kepala Unit Pelaksana Teknis (UPT) Perpustakaan Universitas Muhammadiyah Sumatera Utara dengan ini menerangkan :

**Nama** : Ramadhan Abdiansyah  
**NIM** : 1702050127  
**Univ./Fakultas** : UMSU/Keguruan dan Ilmu Pendidikan  
**Jurusan/P.Studi** : Pendidikan Bahasa Inggris



adalah benar telah melakukan kunjungan/penelitian pustaka guna menyelesaikan tugas akhir / skripsi dengan judul :

***“Body Language on Tiktok’s Drama Semiotic Analysis”***

Demikian surat keterangan ini diperbuat untuk dapat dipergunakan sebagaimana mestinya

Medan, 20 Rabiul Akhir 1443 H.  
24 November 2021 M

Kepala UPT Perpustakaan

  
  
**Muhammad Arifin, S.Pd, M.Pd**

Appendix 12 Berita Acara Bimbingan Skripsi



MAJELIS PENDIDIKAN TINGGI  
 UNIVERSITAS MUHAMMADIYAH SUMATERA UTARA  
 FAKULTAS KEGURUAN DAN ILMU PENDIDIKAN  
 Jl. KaptenMukhtarBasri No.3 Telp.(061)6619056 Medan 20238  
 Website : <http://www.fkip.umsu.ac.id> E-mail: [fkip@umsu.ac.id](mailto:fkip@umsu.ac.id)

**BERITA ACARA BIMBINGAN SKRIPSI**

Perguruan Tinggi : Universitas Muhammadiyah Sumatera Utara  
 Fakultas : Keguruan dan Ilmu Pendidikan  
 Jurusan/Prog. Studi : Pendidikan Bahasa Inggris  
 Nama Lengkap : Ramadhan Abdiansyah  
 NPM : 1702050127  
 Judul Penelitian : Body Language on Tiktok's Drama: Semiotic Analysis

Tanggal	Deskripsi Hasil Bimbingan Proposal	Tanda Tangan
15/9/21	Revised proposal	A.
24/9/21	Ch. 3 Tees. analy data	A.
7/10/21	Ch. 4 Raw data	A.
15/10/21	Ch. 4 Data collection	A.
2/11/21	Ch. 4 Types of b.l	A.
6/11/21	Ch. 4 Meanig of Bl	A.
18/11/21	Ch. 4 Data presentation	A.
21/11/21	Conclusion, abstract	A.
25/11/21	Reference, acc	A.

Medan, November 2021

Diketahui/Disetujui  
 Ketua Prodi Pend.Bahasa Inggris

Dosen Pembimbing

Mandra Saragih, S.Pd.M.Hum

Imelda D. Mandrung, S.S., M.Hum

## Appendix 13 Curriculum Vitae

### CURRICULUM VITAE

#### IDENTITY

1. Name : Ramadhan Abdiansyah
2. Place/Date of Birth : Rantauprapat, 19 Desember 1998
3. Student's Number : 1702050127
4. Gender : Male
5. Religion : Islam
6. Father's Name : Mugimin Syatriadi
7. Mother's Name : Pauziah Siregar
8. Address : Jl. Olahraga Gg. Anggar
9. E-mail : [ramadhanabdiansyah01@gmail.com](mailto:ramadhanabdiansyah01@gmail.com)

#### EDUCATION

- Elementary School (SDN) 114375 Rantau Utara (2005-2011)
- Junior High School (SMP) Negeri 1 Rantau Utara (2011-2014)
- Senior High School (SMA) Negeri 2 Rantau Utara (2014-2017)
- Bachelor's Degree Strata 1 in English Education Department, Faculty Of Teacher Training and Education, University of Muhammadiyah Sumatera Utara (2017-2021)

## Ramadhan Abdiansyah : Body Language ..

### ORIGINALITY REPORT

<b>5%</b> SIMILARITY INDEX	<b>4%</b> INTERNET SOURCES	<b>2%</b> PUBLICATIONS	<b>3%</b> STUDENT PAPERS
-------------------------------	-------------------------------	---------------------------	-----------------------------

### PRIMARY SOURCES

<b>1</b>	<b>repository.umsu.ac.id</b> Internet Source	<b>1%</b>
<b>2</b>	<b>repositori.umsu.ac.id</b> Internet Source	<b>1%</b>
<b>3</b>	<b>Submitted to VIT University</b> Student Paper	<b>&lt;1%</b>
<b>4</b>	<b>www.serasidis.gr</b> Internet Source	<b>&lt;1%</b>
<b>5</b>	<b>Submitted to Radboud Universiteit Nijmegen</b> Student Paper	<b>&lt;1%</b>
<b>6</b>	<b>Submitted to University of Western Australia</b> Student Paper	<b>&lt;1%</b>
<b>7</b>	<b>Submitted to Erasmus University of Rotterdam</b> Student Paper	<b>&lt;1%</b>
<b>8</b>	<b>b-ok.cc</b> Internet Source	<b>&lt;1%</b>
<b>9</b>	<b>Submitted to Napier University</b> Student Paper	<b>&lt;1%</b>