

**LANGUAGE FEATURES USED BY INDONESIAN FEMALE TRAVEL
BLOGGERS**

SKRIPSI

*Submitted in Partial Fulfillment of the Requirements
For the Degree of Sarjana Pendidikan (S.Pd.)
English Education Program*

By:

UCI AYU PRATIWI
NPM. 1502050038



**FACULTY OF TEACHER TRAINING AND EDUCATION
UNIVERSITY OF MUHAMMADIYAH SUMATERA UTARA
MEDAN
2019**



MAJELIS PENDIDIKAN TINGGI
UNIVERSITAS MUHAMMADIYAH SUMATERA UTARA
FAKULTAS KEGURUAN DAN ILMU PENDIDIKAN

Jalan Kapten Mukhtar Basri No. 3 Telp. (061) 6619056 Medan 20238

Web site : <http://www.fkip.umsu.ac.id> E-mail: fkip@umsu.ac.id

UMSU
Unggul | Cerdas | Terpercaya

BERITA ACARA

Ujian Mempertahankan Skripsi Sarjana Bagi Mahasiswa Program Strata I
Fakultas keguruan dan Ilmu Pendidikan Universitas Muhammadiyah Sumatera Utara

بِسْمِ اللَّهِ الرَّحْمَنِ الرَّحِيمِ

Panitia Ujian Sarjana Strata-1 Fakultas Keguruan dan Ilmu Pendidikan dalam Sidangnya yang diselenggarakan pada hari Rabu, 25 September 2019, pada pukul 08.00 WIB sampai dengan selesai. Setelah mendengar, memperhatikan dan memutuskan bahwa :

Nama Lengkap : Uci Ayu Pratiwi
NPM : 1502050038
Program Studi : Pendidikan Bahasa Inggris
Judul Skripsi : Language Features Used by Indonesian Female Travel Bloggers

Ditetapkan : (A-) Lulus Yudisium
() Lulus Bersyarat
() Memperbaiki Skripsi
() Tidak Lulus

Dengan diterimanya skripsi ini, sudah lulus dari ujian komprehensif, berhak memakai gelar Sarjana Pendidikan (S.Pd.)

PANITIA PELAKSANA

Ketua,

Sekretaris,

Dr. H. Elfrianto Nasution, S.Pd., M.Pd. Dra. Hj. Syamsuyurnita, M.Pd.

ANGGOTA PENGUJI:

1. Dra. Diani Syahputri, M.Hum
2. Mandra Saragih, S.Pd, M.Hum
3. Yessi Irianti, S.Pd, M.Hum

1.

2.

3.



MAJELIS PENDIDIKAN TINGGI
UNIVERSITAS MUHAMMADIYAH SUMATERA UTARA
FAKULTAS KEGURUAN DAN ILMU PENDIDIKAN

Jalan Kapten Mukhtar Basri No. 3 Telp. (061) 6619056 Medan 20238
Webside : <http://www.fkip.umsu.ac.id> E-mail: fkip@umsu.ac.id

LEMBAR PENGESAHAN SKRIPSI

بِسْمِ اللَّهِ الرَّحْمَنِ الرَّحِيمِ

Skripsi ini yang diajukan oleh mahasiswa di bawah ini :

Nama Lengkap : Uci Ayu Pratiwi

N.P.M : 1502050038

Program Studi : Pendidikan Bahasa Inggris

Judul Skripsi : Language Features Used by Indonesian Female Travel Bloggers

sudah layak disidangkan.

Medan, September 2019

Disetujui oleh:

Dosen Pembimbing


Yessi Irianti, S.Pd, M.Hum

Diketahui oleh:

Dekan,

Ketua Program Studi,



Dr. H. Elfrianto Nasution, S.Pd., M.Pd



Mandra Saragih, S.Pd, M.Hum

Unggul | Cerdas | Terpercaya

SURAT PERNYATAAN



Saya yang bertandatangan dibawah ini :

Nama Lengkap : Uci Ayu Pratiwi
N.P.M : 1502050038
Program Studi : Pendidikan Bahasa Inggris
Judul Proposal : Language Features Used by Indonesian Female Travel Bloggers

Dengan ini saya menyatakan bahwa:

1. Penelitian yang saya lakukan dengan judul di atas belum pernah diteliti di Fakultas Keguruan dan Ilmu Pendidikan Universitas Muhammadiyah Sumatera Utara
2. Penelitian ini akan saya lakukan sendiri tanpa ada bantuan dari pihak manapun dengan kata lain penelitian ini tidak saya tempahkan (dibuat) oleh orang lain dan juga tidak tergolong *Plagiat*.
3. Apabila point 1 dan 2 di atas saya langgar maka saya bersedia untuk dilakukan pembatalan terhadap penelitian tersebut dan saya bersedia mengulang kembali mengajukan judul penelitian yang baru dengan catatan mengulang seminar kembali.

Demikian surat pernyataan ini saya perbuat tanpa ada paksaan dari pihak manapun juga, dan dapat dipergunakan sebagaimana mestinya.

Medan, Mei 2019
Hormat saya
Yang membuat pernyataan,



Uci Ayu Pratiwi

Diketahui oleh Ketua Program Studi
Pendidikan Bahasa Inggris

Mandra Saragih, S.Pd, M.Hum

ABSTRACT

Pratiwi, Uci Ayu. 1502050038. "Language Features Used By Indonesian Female Travel Bloggers". English Education Program. Faculty of Teachers Training and Education. University of Muhammadiyah Sumatera Utara. Medan. 2019

This research deals with the language features used by Indonesian female travel bloggers at blogspot.com. It was aimed at investigating types of language features used by Indonesian female travel bloggers and the most dominant types of language features used by Indonesian female travel bloggers. This research was conducted by using descriptive qualitative research. The source of data was taken from the script of blog post three Indonesian female travel bloggers. The result showed that there were 4 types of women's language features used by Indonesian female travel bloggers, namely: lexical hedges or fillers, rising intonation on declarative, intensifiers, and emphatic stress. Total of language features from the script of three Indonesian female travel bloggers are 172. It consists of 23 (13.3%) for lexical hedges or fillers, 7 (4.07%) for rising intonation on declarative, 114 (66.27%) for intensifiers, and 28 (16.27%) for emphatic stress. It can be concluded that intensifiers was dominantly used by Indonesian female travel bloggers which aimed to strengthen the intended meaning.

Key word: *Language Features, and Indonesian female bloggers*

ACKNOWLEDGMENTS

بِسْمِ اللَّهِ الرَّحْمَنِ الرَّحِيمِ

In the name of Allah, the most gracious, and most merciful. Firstly, the researcher would like to thank Allah SWT who has given her chances in finishing her study. Secondly, blessing and peace be upon to our prophet Muhammad SAW who has brought human beings from the dark era into the bright era.

This study entitled “Language Features Used By Indonesian Female Travel Bloggers”. It was submitted to English Education Program of the Faculty of Teachers’ Training and Education, University of Muhammadiyah Sumatera Utara in partial fulfillment of the requirement for the Degree of Sarjana Pendidikan.

During the process of writing this study, the researcher realized that she had to learn for more about this skripsi. Meanwhile, the researcher had also received a lot of helpful, suggestion, and comments from many people. In this time, a very special debt of gratitude is directed to her beloved parents Mr. Abdul Latif and Mrs. Yayuk Sri Rahayu as for their prayer, advice, motivation, love, and moral, and material support that had been given to her.

Next, her deepest appreciation is addressed to her academic guidance and moral support during the completion of this study.

1. Dr. Agussani, M.AP., The Rector of University of Muhammadiyah of Sumatera Utara.

2. Dr. H. Elfrianto Nasution, M.Pd as Dean of FKIP Univeristy of Muhammadiyah Sumatera Utara
3. Mandra Saragih, S.Pd, M. Hum and Pirman Ginting, S.Pd, M.Hum as the Head and Secretary of English Education Program of FKIP UMSU, for the encouragement in completing the research.
4. Yessi Irianti S.Pd, M.Hum, as her supervisor who had given her guidance, suggestion, advice to complete the ideas of this study.
5. Dr. T. Winona Emelia, M. Hum as her reviewer in this research who had given many suggestion in competing this study.
6. Muhammad Arifin S.Pd., M.Hum, as the Head of librarian of UMSU that had provided the researcher many reference.
7. All lectures of FKIP UMSU who had given knowledge in English teaching during her academic year at FKIP UMSU.
8. Her special friend Prada Arsil Hidayat and young sister Cindy Fadilah who had given support, motivation and prayer to her in finishing the study.
9. All of friends class VIII-A morning who cannot mention one by one, thank you for the most wonderful time and colorful day during first semester until now.

Medan, August 2019
The Researcher

UCI AYU PRATIWI
NPM. 1502050038

TABLE OF CONTENTS

	Page
ABSTRACT	i
ACKNOWLEDGMENTS	ii
TABLE OF CONTENTS.....	iv
LIST OF TABLES	vii
LIST OF APPENDICES.....	viii
CHAPTER I: INTRODUCTION	1
A. The Background of the Study	1
B. The Identification of the Problem	2
C. The Scope and Limitation.....	3
D. The Formulation of the Problem	3
E. The Objectives of the Study.....	3
F. The Significance of the Study.....	4
CHAPTER II: REVIEW OF LITERATURE.....	5
A. Theoretical Framework	5
1. Language and Gender	5
2. Women’s Language	6
3. Women’s Language Features	7
a. Lexical Hedges.....	7
b. Tag Question.....	8

c. Rising Intonation on Declarative	10
d. Empty Adjectives.....	10
e. Precise Color Term	11
f. Intensifiers	12
g. Hypercorrect Grammar.....	12
h. Superpolite Form.....	12
i. Avoidance of Strong Swear Words	14
j. Emphatic Stress.....	15
4. Women’s Language Functions	15
a. To express uncertainly.....	15
b. To get response	16
c. To often an utterances	16
d. To start a discussion	16
e. To Express Feeling.....	17
5. Blog	17
6. Travel Blogger	18
B. Relevant of the Previous Study.....	19
C. Conceptual Framework	21
CHAPTER III: RESEARCH METHODOLOGY.....	23
A. The Research Design.....	23
B. The Source of the Data	23
C. The Techniques for Collecting Data	23
D. The Techniques for Analyzing Data	24

CHAPTER IV: DATA AND DATA ANALYSIS	25
A. Data Collection	25
B. Data Analysis	25
1. Types of Women’s Language Features.....	25
2. The most dominantly of women’s Language Features	39
C. Findings	40
CHAPTER V: CONCLUSIONS AND SUGGESTIONS	41
A. Conclusions.....	41
B. Suggestions	41

REFERENCES

LIST OF TABLES

Table 4.1: Types of Women's Language Features	29
Table 4.2: Percentage of frequency of Women's Language Features Used By Indonesian Female Travel Bloggers	39

LIST OF APPENDICES

APPENDIX 1 Script of Indonesian Female Travel Bloggers' Blog Posting

APPENDIX 2 Transcribe of Indonesian Female Travel Bloggers' Blog Posting

APPENDIX 3 Form K-1

APPENDIX 4 Form K-2

APPENDIX 5 Form K-3

APPENDIX 6 Lembar Pengesahan Proposal

APPENDIX 7 Berita Acara Bimbingan Proposal

APPENDIX 8 Surat Keterangan

APPENDIX 9 Surat Permohonan Perubahan Judul

APPENDIX 10 Lembar Pengesahan Hasil Seminar Proposal

APPENDIX 11 Surat Izin Riset

APPENDIX 12 Surat Balasan Riset

APPENDIX 13 Curriculum Vitae

CHAPTER I

INTRODUCTION

A. The Background of the Study

Language features are the aspect, quality or characteristics that becomes an attraction. Women and men are two different people who have different characteristics. Women are believed more talk actively and like gossip, for example, women spend most of their time to discuss personal relationships, shopping, and diets. Even that any topic will be an interesting topic to be talk and share. If women gather together it will become clamorous.

Most people only know about language in general that language is the ability that humans have to communicate and interact with each other without knowing there are differences between men and women languages. Men and women have different language features even though they speak some language. Men like to talk openly and men's language more assertive. Instead, the language that women use is not assertive and not openly. It's mean that compare with men, women to have less confidence.

Internet is the technology that cooperates with some website that can be reachable by human around the world. Via websites, the human can get some news, watch movies online, and communicate with each other even though in a different place. Social media is the media to interact with other people, send an email, share photos and videos. The blog is one of the social media in the form of writing. Through the blog, people can share a lot of ideas, thoughts, and

experiences. One of the experiences that can be shared on the blog is about traveling.

Travel bloggers are those who diligently share their journey stories through their blogs. The story of their journey can contain many things. Starting from tips on reaching a destination area or location, the vehicle to be used, goods or equipment that will bring until joys and sorrows of the trip. In contrast to people who are just hobbies of taking a walk or a traveler in general, a travel blogger usually records in detail both women and men. Women and men have differences in conveying or writing on social media.

Based on the explanation above, the writer is interested in analyzing the blog's postings using woman's language features, propose by Lakoff's theory as an instrument of analysis. The writer used Lakoff's theory because Lakkof's theory is clear and easy to understand. So, the writer would carry out research under the title "Language Features Used By Indonesian Female Travel Bloggers".

B. The Identification of Problems

The problems of the research were identified as in the following

1. Women are more talkative than men
2. Women to less confidence to talk than men.
3. Men and women have differences in conveying or writing on social media.

C. The Scope and Limitation

The scope of this research were focused on language features used by Indonesian female travel bloggers. The researcher use Lakoff's theory (as cited in Holmes 2018), there are ten types of women's language features: lexical hedges or fillers, tag question, rising intonation on declarative, empty adjectives, precise color term, intensifiers, hypercorrect grammar, super polite form, avoidance of strong swear words, and emphatic stress. This study was limited on four namely, lexical hedges or fillers, tag question, empty adjectives, and precious color term.

D. The Formulation of the Problems

The problems of the study were formulated as in the following.

1. What are the types of language features used by Indonesian female travel bloggers?
2. What is the most dominant types of language features used by Indonesian female travel bloggers?

E. The Objectives of the Study

In connection with the problem of the study, the objectives of the study were:

1. to find out the types of language features used by Indonesian female travel bloggers.
2. to find out the most dominant language features used by Indonesian female travel bloggers.

F. The Significance of the Study

The findings of the study are expected to be useful theoretically and practically.

1. Theoretically, this research can give more contribution for the progress in the science of sociolinguistic especially in teaching language features
2. Practically, for the lectures, this research might be useful in giving additional input and reference for language features in teaching sociolinguistic. In addition to the benefit of this research will be expected to be able to give contribution and foundation for feature research who are interested in language features to be analyzed more deeply. Furthermore, the finding of this study will be expected to enrich the reader's knowledge about language features especially women's language features.

CHAPTER II

THE REVIEW OF LITERATURE

A. Theoretical Framework

1. Language and gender

According to Paul (2007:20), all speakers can talk to each other and understand each other quite well. Even though, there are no two people who speak the same, one difference is caused by gender. One of the sociolinguistics' branches talks about gender. Eckert (2003as cited in Oktapiani 2017) stated gender are differences in function and social roles and responsibilities of men and women governed by the community. Gender deals with the process of stipulating how men and women should play their roles and act according to structured values, social and culture provisions in their place. This is not something that every human being has from birth but this is what they show. Wodak (1997as cited in Wardhaugh 2006:315) said that gender is not a pool of attributes possessed by a person but something a person does.

According to Holmes (2018:167), some linguists argue that women used more standard forms than men because they are more aware of status than men. Women are declare more aware of the fact that the way speaks signals their social status or social class background in the community. To talk to other people, women and men have different ways even they talk the same language and share the same culture. Pilkington (1998as cited in Wardhaguh 2006:317) said that apparently, men's gossip is different. Men enjoy a kind of small talk that involves

insult, challenges, and various types of negative behavior to do exactly what women do by their used of nurturing, polite, feedback-laden, cooperative talk. In doing this, they achieve the type of solidarity the prize. That is the norm of behavior that is different.

Women often have doubts when speaking in public due to the prejudice about their way of speaking and writing. According to Lakoff (1973:45), women's language shows their powerlessness and weakness. To accept their society, women have to use a specific language. When they show their femininity and masculinity, women tend to used specific language. Sometimes they used certain features of language as language choice. This means that when there are two ways of pronunciation, there will be static tendency for women to show a higher frequency of using prestige pronounce than men.

2. Women's Language

According to Gradol & Swann (1989), anthropological research shows there are differences in men's and women's language. Women's language shows the characteristics of women's behavior. Women should have specific language features to be shown in their society because someone's language shows their character in society. According to Lakoff (1973:45), in dealing with the function or role of women in the society, women experience linguistic discrimination. Women have to speak like a lady, if they refuse it they will be criticized as unfeminine. So, women have to choose their best language when they interaction with each other.

According to Holmes (2018:167), women's linguistic behavior can be seen when women used more standard forms than men. In many speech communities, it is generally the standard from which prestigious form that women like when women used more of a linguistic form than men. Women used more standard forms to women's role in the society relates to women's status as a subordinates group, and relates with the function of speech expressing masculinity because they are appeal to social class. The community expects women to used standard form because women function as models for children's speeches, so the standard forms are commonly associated with more formal and less personal interactions. Women have also pointed to the role of modeling correct behavior in the society. The form of women's language is related to women's values and femininity.

3. Women's Language Features

According to Lakoff (1973, as cited in Holmes 2018:302) there are ten women's language features, they are:

a. Lexical hedges or Fillers

Lakoff stated hedging as one of the characteristic of women's language features. She refers to such frequent use of such as well, maybe sort of, you know. For example: "Its' sort of a good film"

Fillers refers to some meaningless words that women always used, such as umm, uh, ah. Holmes (2018:303) explained about hedge and filler, another study, for example, made a distinction between fillers, hedges, with sort of

classified as a hedge, while both *and* and *you see* were describe as meaningless particles, and assigned to categories which is the same as pause fillers such as *uh*, *um*, and *ah*. In another study, make the difference between a filler and hedges, as well as *you see* as “insignificant particles” and put in the same category as the gap such as *uh*, *um*, *ah*. Lakoff (as cited in Holmes, 2018:304) said that hedging devices explicitly signal of confidence. So, she claimed women use hedging devices to express uncertainty and they use intensifying devices to persuade their recipients to take it seriously.

b. Tag question

According to Holmes (2018:306), the tag question is a syntactic device listed by Lakoff which may express uncertainty. Lakoff found that women’s speech is strange syntactically. In English, there is no syntactic rule that only women may use. But there is one rule of tag question formation. Lakoff (1973:54) stated that a tag, in its usage as well as its syntactic shape in English is midway between an outright statement and a yes-no question it is less assertive than the former, but more confidence than the latter. Therefore it is usable under certain contextual situations not those in which a statement would be appropriate, nor those in which a yes-no question is generally used, but in situations intermediated between these.

Someone makes a statement when she or he has confidence in her or his knowledge and sure that her or his statement will be believed. Someone asks a question when she or he lacks knowledge on some point, has reason to believe

that this gap can and will be remedied by an answer by the addressee. A tag question is used when the speaker is stating a claim, but doesn't have trust of the claim. For example, if she says: "Is John here?"

Women will probably not be surprised if her respondent answers "no", but if she says: "John is here, isn't he?"

Based on that question, instead, one of the possibilities is that she can support a positive answer, only wanting confirmation by the recipient. She still wants a response from her opponents, as she does with a yes-no question but she has enough knowledge to predict that response, as in the case with a declarative statement. The tag question can be considered a declarative statement without the assumption that the statement must be believed by the recipient's leniency, not forcing the addressee to follow the speaker's view.

There are situations in which tag is legal. For example, if the speaker has seen something only unclearly, and has reason to be believed that the intended person has a better view, she can say: "I had my glasses off. He was out at third, wasn't he?"

Sometimes we find a tag question used in the cases where the speaker knows as well as the recipient what the answer must be, and does not need confirmation. One such situation is when the speaker makes small talk, trying to get a conversation from the recipient: "Sure is hot here, isn't it?". In discussing personal feelings or opinions, only the speaker usually has a way to find the correct answer. Actually, questioning one's own opinions is futile.

c. Rising Intonation on Declarative

According to Lakoff (1973:55), only among women, there is a special sentence intonation pattern found in English that has a declarative answer form for a question, and is used as such but has a typical upward inflection of a yes-no question, and also very doubtful. The effect is the speaker as though one were searching confirmation, even though at the same time the speaker may be the only one who has the information needed.

A. When will dinner be ready?

B. Oh..around six o'clock...?

It is as if B said, "Six o'clock, if that's OK with you, if you agree". Example A placed in position must confirm and B sounds uncertain. Here we find are luctane to emphasize opinions taken to the extreme. One possible consequence is that these speech patterns are taken to reflect something real about the character and play a role in not treating women seriously or trusting her with real responsibility, because she cannot make decisions and not sure will herself'. Here again, we see that people from a judgments about others based on superficial linguistic behavior that may not have anything to do with inner character but have been imposed on the speaker, on the pain of punishment which is worse than not taken by society.

d. Empty Adjectives

Similar types of disparities exist elsewhere in the vocabulary. For example, besides its specific and literal meaning, there is a group of adjectives

that indicate the speaker's approval or admiration for something. Some of these adjectives can be used for male or female sexes. But other tools in the use of figures of speech are mostly limited to women's speech. This is called empty adjective, which means that adjectives only convey emotional reactions rather than specific information. Examples of both types below:

Neutral	Women Only
great	adorable
terrific	charming
cool	sweet
neat	lovely
	divine

e. Precise Color Term

In terms of naming colors, women are more detailed and precise than men. According to Lakoff (1973 as cited in Wardhaugh, 2006:318) women use colored words such as mauve, beige, aquamarine, lavender, and magenta that most men do not. Good color discrimination is relevant for women, but not for men. Men find it trivial, irrelevant to the real world because they find such a statement funny. When a man says the name of the color that is usually used by women, one might conclude that he cynically imitates women or as a homosexual interior decorator.

f. Intensifiers

Intensifiers such as; so, just, very, and quite to show the characteristics of women's language than men, although found in the letter, especially in men's academic speeches. For example:

- (a) I feel so unhappy!
- (b) That movie made me so sick!

g. Hypercorrect grammar

Hypercorrect grammar is the consistent use of standard verb forms. Hypercorrect grammar involves the avoidance of terms that are considered vulgar or of course, like "ain't", and the use of proper pronunciation, such as sounding the last "g" with words like "going" rather than the more relaxed "goin".

h. Super polite Form

According to Lakoff (as cited in Holmes, 2018:303) indirect requests and euphemisms are categorized as "Superpolite" forms. A request may be in the same sense a polite order, in the sense that it does not openly demand obedience, but rather recommends that something is done as a favor to the speaker. An open order as in the imperative expresses an assumption often-impolite of the speaker's superior position to the recipient, bringing with it the right to enforce compliance, whereas requesting a decision on the face of it is left up to the intended destination. The same applies to advise. Here, the implication is not that the person is in danger if he does not obey, only that he will be happy if he does.

Once again, the decision is in the hand of the intended party, and advice is, therefore, is purer than the order.

The more particles in a sentence that reinforce the notion that it is a request rather than an order, the politer the result. For example:

- a) Close the door
- b) Please close the door
- c) Will you close the door?
- d) Will you please close the door?

A sentence like won't you please close the door will be counted as a multiple compound request. The sentence c is the sense of being close "Are you willing to close the door?" According to the normal rules of polite conversation, to agree that you are willing is to agree to do what asked of you. Therefore this clear investigation function as a request, letting the decision agree with the recipient's willingness. Saying it as a positive question makes the assumption implied that the answer yes will appear. Sentence d are more polite than b or c for combining them: please show that to agree to do something for the speaker, and will you, as stated, suggest that the person intended has the final decision.

The following expressions are kinds of super polite forms also:

- Would you please ...
- I'd really appreciate it if ...
- Would you mind ...
- ... if you don't mind

i. Avoidance of Strong Swear Words

According to Lakoff (1973:50), the words of women and men in the use of particles which are often described by grammar experts as meaningless. There is no referents for them but they are far from meaningless. They define the social context of the speech, showing the relationship that the speaker feels between himself and his opponent, between himself and what he is talking about. Consider the following sentence:

- (a) Oh dear. You've put the peanut butter in the refrigerator again.
- (b) Shit, you've put the peanut butter in the refrigerator again.

Generally, the group language favored by groups holding power, along with its non-linguistic behavior, is adopted by the other groups, not the other way around. In any case, it is true to declare that the stronger oath is reserved for men and "weaker" for women. The difference between using "shit", "damn", or one of many others, as opposed to 'oh dear', or 'goodness', or 'oh fudge' lies in how strongly someone says how someone feels. Perhaps, it can be said, particle choice is a function of how strongly a person allows oneself to feel about something so that the emotional power conveyed in the sentence is in accordance with the strength of the particle. In a really serious situation, the use of women's particles is a joke, or in any case very inappropriate. Below are the examples that are inappropriate in some ways, either because it is syntactically distorted or used in the wrong social context:

- (a) Oh fudge, my hair is on fire.
- (b) Dear me, did he kidnap the baby?

j. Empathic Stress

Women often to use words that are used to emphasize speech or reinforce the meaning of speech. For example: “It was a brilliant performance”

Emphatic stress is one of the example of the word “brilliant”. This word can be used to strengthen the meaning of the utterance. According to Holmes (2018:304), the internal coherence of the linguistic features identified by Lakoff can be illustrated by dividing them into two groups. First, there are linguistic tools that can be used to hedge or reduce the power of speech. Secondly, there are features that can increase or intensify the power of the proposition. Features that can function as hedging devices are lexical hedges, tag questions, question intonations, super polite forms, and euphemisms while the devices intensifiers and emphatic stress.

4. Women’s Language Functions

Women use certain languages to convey something to others and often say it indirectly. According to Pearson (1985 as cited in Rubbiyanti 2017) there are five women’s language function as follow:

a. To express uncertainly

According to Eckert and McConnell - Ginet (2003 as cited in Rubiyanti 2017), women’s speech is defined as an uncertain condition or unwillingness to take a stand. Generally women’s language is used to express doubt when women speak, for example: “Really? I thought you were his girlfriend”.

b. To get response

Women are open to ask others to do something for them by using more words than would be used by men. Women more often ask indirectly and hope the listeners can understand them, in contrast to men who state directly what they want. For example: “Here is so hot, isn’t it? I thought I saw a window earlier.”

c. To often an utterance

Women tend to be more polite by softening their speech when speaking because women are inferior in society. They use super polite forms that can soften their language. In addition, hypercorrect grammar and the tone of voice is softer to change their speech to be more polite as decent women when they speak, for example:

“I don’t intend to spoil your happiness, but your father needs you now, I beg you.”

d. To start a discussion

To start a discussion, women often use lexical hedges such as you know, sort of, well, you see, maybe, perhaps, in my opinion, I think, etc. hedging is considered a basic words in women’s language and it applies in any conversation, for example: “As you know, I’m already his wife now, so I would be a queen to him.”.

e. To express feeling

Women easily express how they feel to others. Women will talk more about their feelings, relationship and people to create a connection. They will use more emotional elements in the conversation and expected others to do the same. Sometimes women use emphatic stress to emphasize their statement, for example: “Oh my goodness! I think I just saw a ghost”.

5. Blog

The word “weblog” was invented on December 17, a997 by Jorn Barger. The blog is an abbreviation of weblog is a form of web application in the form of writings (which are loaded as posts) on a web page. These writings are often published in reverse order (the most recent content before older content is followed), although this is not always the case. Websites are usually accessible to all internet users according to the topic and purpose of the user of the blog. Blog have very diverse functions, ranging from a diary, media publications in a political campaign, to media programs and companies. Some blogs are maintained by a single writer, while others by several authors. Many blogs also have facilities for interaction with their visitors, such as using a guest book and comment column that can allow visitors to leave comments on the contents of published posts, but some blogs are otherwise (non-interactive).

6. Travel Blogger

A travel blogger is a person or some bloggers who like to write about travel stories and do it on their own or backpackers who later put the writing on the blog will be read by others. The reader is the person who needs the information about a place, region or also country visited by them. Surely a travel blogger can tell that location with great detail both from places, events, regions and several countries that have been visited and of course with very good reviews to read. A travel blogger is someone who travels around the world collecting material to write about their experience, earning income from the value online and offline sources. A travel blogger is a freelance writer who manages their own blogging site and seeks to earn income from the value in their written articles and features. They will also usually be asked to upload good quality photography to illustrate these works.

Although the actual traveling and blogging process does not generate any salary, income can be obtained from a variety of methods. The first is from advertising a popular blog site with thousands of followers representing valuable marketing channels, both for product suppliers and hospitality purposes. Often, a hotel can contact bloggers and offer them free about their property. Other companies might offer them free travel equipment to bloggers, or simply buy banner ads on the site. In addition, full features hosted on the blog can be offered to print media that will publish travel stories in exchange for cash.

B. The Relevance of the Previous Study

There are some study that have conducted related this study. The first research is from Annisa Aga Pebrianti(2016) title Women Language Features Used by Indonesian Female Bloggers. The aims of this study to investigate women's language features, the frequency of the features, and the possible reasons of using the features by female bloggers. The data were in the form of written text of Blogspot.com, published from October 2011 to September 2012, which consist of several bloggers' activities such as their routines, business, fashion, and special events. The main theory of Robin Lakoff (1975) was used to analyze the data.

The findings reveal that there were ninety seven postings which can be categorized into eight features. However, intensifiers tend to be the most frequent feature used by the female bloggers (34.92 %), followed by empty adjectives (5.71%), and the last is avoidance of strong swear words (0.27%). Moreover, regarding the reasons by using the features is most respondents claimed that they use those features because they tend to reflect uncertainty and reflect women's lack confidant in conversation. In contrast, only few of respondents who stated that they use those features because women have higher level of vocabularies than men.

Lisda Miftahul Aini (2016) Women's Language Used By The Main Character Of "Mockingjay" Movie. This study in discusses the main feature of women used by the main characters of Mokingjay movie. There are two problems analyzed in this study. They are what are the types of women speech features used by the main character in Mokingjay movie and how does women's language used

by the main character in “Mongkijay” movie. The Data analyzed form of words and sentence so that the method used is qualitative. The data were taken from the conversations spoken by the main characters of “Mongkijay” movie and movie script. Then, the data were analyzed based on the women’s language by Lakoff’s theory (1975).

The findings show that not all types of women’s speech features are used by the main character of Mongkijay movie. The female character, Katiniss Everdeen used six types of women’s speech features, they are rising intonation, lexical hedges, intensifier, super polite form, tag question, emphatic stress and precise discrimination. Meanwhile the male characters only used five types; they are rising intonation, super polite form, lexical hedges, intensifier, and tag question. There are three features which were not used by them, they were; empty adjectives, hypercorrect grammar, and avoiding using strong expletive. In additions the used of women’s speech features is related with the social condition in their communities.

Maria Catharina Gustia Apridaningrum (2018) Women’s Language Features Used by Sarah Sechan in Her Talk Show. Women’s language proved that women tend to use language differently than men, it is shown in features they use. Sarah Sechan is one of well-know, multitalented, communicative, and creative presenters in Indonesia. It is proved by the words choices in her speech. So, the researches chose her to be one of the instruments in gathering the data. Therefore, the researcher build a research question as follow: what are the women’s language

features used by Sarah Sechan? The researcher used qualitative data method by employing content analysis to answer the researcher question.

There were 2 research instruments used in this research. They were the researcher as the human research and observation sheet. The researcher conducted the research by using the video script of Sarah Sechan on Net TV. To analyze the utterance in order to find out the women's language features used by Sarah Sechan, the researcher used Lakoff's theory of women's language. In this research, the researcher found that nine features were used, there were: 48 empty adjectives (23.415%), 44 intensifier (21.463%), 35 features of lexical hedges (17.073%). 18 features of tag question (8.780%), 16 hyper-correct grammar (7.804), 15 features of rising intonation (7.317%), 11 super-polite (5.366%), 9 avoidance of strong swear words (4.390%), and 9 features of emphatic stress (4.390%). The researcher did not find praise color terms because it is not related with the theme in Sarah Sechan Talk show. The most used women's language feature by Sarah Sechan was empty adjectives.

C. Conceptual Framework

Language is used by people to communicate with each other, to get with friends, between men and women. Gender is has been widely studied in relation to communication. The sex of the communicator as one of the main factors influencing content and style of communication. Language features show the characteristics of men's and women's behavior. Men and women have different ways when they talk. Women are also to have less confidence to talk than men.

Women often have doubts when speaking in public due to the prejudice about their way of speaking and writing. When they write a blog, women's language is intuitive, considerate and builds style in more polite communication that can be seen from use vocabulary. Those women using irreverent forms is considered rude while men are too polite to be considered womanly.

CHAPTER III

RESEARCH METHODOLOGY

A. The Research Design

This research was conducted by using qualitative method. It was done to know types of women's language features which include lexical hedges or fillers, rising intonation on declarative, intensifiers, and emphatic stress and to know the most dominant types of women's language features.

B. The Source of Data

The source of data were taken from three Indonesian female travel bloggers. The respondents are Trinity as blogger 1, Marischka Prudence as blogger 2, and Noni Khairani as blogger 3. This research use Blogspot.com on April 2019 as the data to be observed and had been transcribed.

C. The Techniques for Collecting Data

The data was collected through the following steps.

1. Browsing from the internet blog posts three Indonesian female travel bloggers.
2. Collecting the blog posts three Indonesian female bloggers about traveling from blog.
3. Selecting blog posts in the timeline of the blog.
4. Transcribing blog post of three Indonesian Female Blogger.

5. Printing the transcription.

D. The Techniques for Analyzing Data

The data was collected through the following steps.

1. Underlining the words of language features used by Indonesian female travel bloggers.
2. Identifying types of language features used by Lakoff's theory.
3. Classifying the types of language features into the table.
4. Calculating the percentage of the types of the most dominant language features used by Indonesian female travel bloggers.

$$P = (f \div n) \times 100$$

Note:

F: frequency of the occurrence (of the information or a level of features)

N: Total number of occurrence (of the information or a level of features)

P: Percentage (of the information or a level of features).

BAB IV

DATA AND DATA ANALYSIS

A. Data Collection

The data were collected and selected from the script of Indonesian Female travel bloggers. Then, blog posting had been transcribed. The data of this study were 8 of three Indonesian female travel bloggers' blog posting on April 2019, with the detail 125 statements of women's language features used by Indonesian female travel bloggers to be analyzed which related to the theory.

B. Data Analysis

The data collected was analyzed into women's language features based on Lakoff's theory. The researcher analyzed some types of women's language features that can be answered the formulation of the problem of this research, namely what are the types of language features used by Indonesian female travel bloggers and what is the most dominant types of language features used by Indonesian female travel bloggers.

1. Types of Women's Language Features

After collecting the data, the researcher analyzed the data into the types of women's language features. Blog posting of three Indonesian female travel bloggers were analyzed by using four types of women's language features namely

lexical hedges or fillers, rising Intonation on declarative, intensifiers, and emphatic stress.. The example of the data analysis can be seen below.

a. Lexical Hedges or fillers

Theoretically, lexical hedges is a part of hedging that can be used to weaken the power of a statement and also used as the sign of lacking confidence or to avoid offending people. Fillers are features that help women to give some pause to think what they want to say. In this type, the researcher found 23 data in three Indonesian female travel bloggers. There were three example which put by researcher, such as:

Trinity "Huh? Where is it?"

From the example above, the statement was referred to lexical hedges or fillers because she used filler "huh" to fill the gap on what she was going to say next. From the statement, she was uncertain about what to say to open her blog post on that day because it was the first word she used in her blog post in that day.

Marischka "Hmm, of course, the thing that spoil the eyes and are tempt to shop".

From the statement above, it is showed lexical hedges or fillers because when she said her statement, she used filler "Hmm" to fill the gap in her statement and also giving her time to think about her next statement.

Noni " Maybe between 8-10 a.m. because at 9 o'clock the bridge is very crowded."

From statement which showed by Noni referred to lexical hedges or fillers because she did not sure about her statement about the best time to visit the Nine Art Bridge.

b. Rising Intonation on Declarative

Theoretically, rising intonation on declarative is used when the speaker is searching for justification for the listener or reader though at the same time the speaker maybe the only one who has the requisite information. In this type there were 8 data on blog post Indonesian female travel bloggers. There were three example which put by researcher, such as:

Trinity “where is it? Isn’t war?”

Form the example above, it showed rising intonation on declarative because Trinity raised her voiced the opening blog like asking for confirmation even though she knows the information about Bosnia & Hirzegoniva city.

Marischka “so, are you ready to shop in Japan?”

From the statement above referred rising intonation on declarative. Marischka told about how many interesting place to shop in Japan and she gave the question to the reader to ask the confirmation from the reader.

Noni “The problem is I still question, can the roots of trees pass through the ocean?”

From the example above, it showed rising intonation on declarative because Noni ask the confirmation to the reader about the roots of three that pass through the ocean.

c. Intensifiers

Theoretically, intensifiers used as boosting devices to strengthen the intended meaning, in this type, the researcher found 114 data in blog post three Indonesian female travel bloggers. There were three example which put by researcher such as

Trinity "The city since the 15th century which is on the karst hillside on the banks of the Naretva River is very beautiful."

From the statement above, it showed intensifiers because when she write the statement, she used very to strengthen her statement. In blog post, Trinity talked about Pocitelj city. She gave her statement that the city since the 15th century which is on the karst hillside on the banks of the Naretvariver is very beautiful.

Marischka "Unique and quality items, details on packaging and presentations, layout malls that make us not want to go out and the food was really tempting."

From the example above, Marischka tell about something special abput shopping in Japan. She used intensifiers "really" to strengthen her statement that the food in there really tempting"

Noni "Most people come here actually just make photos according to the photos that go around on IG."

From the statement above, it showed intensifiers because Noni used intensifiers "just" to strengthen her statement that most people come to the Nine Art Bridge just to make a photo like in IG with the beautiful view in the bridge.

d. Emphatic Stress

Emphatic stress has the similarities with intensifiers which is to strengthen and emphasized the intended meaning. Women always used this features in her writing statement. In writing emphatic stress could be identified by the used of capital letter and exclamation mark at the end of sentence. In this type, the researcher found 28 data on blog post three Indonesian female travel bloggers. There were two example which put by researcher such as

Trinity "There are three president!"

From the example above referred emphatic stress. Trinity used exclamation mark in the end of the sentence to emphasize her statement about how many president in the Bosnia & Herzegovina city.

Marischka "This place is SOOOOO INTERESTING!"

From the statement above, it showed emphatic stress because Marischka used the capital letter and exclamation mark to emphasized and strengthen her statement about interesting place in Dephacika. Then, the complete data analysis can be seen on table 4.1 below:

Table 4.1
Types of Women's Language Features Used by Indonesian Female Blogger

No.	Data	Types of Women's Language Features			
		LF	RI	I	ES
1.	Huh?	✓			
2.	<u>Where is it?</u>		✓		
3.	<u>Isn't war?</u>		✓		
4.	If you still remember the Bosnian war,			✓	

	you are <i>quite</i> old.				
5.	The history of this country is <i>very</i> interesting.			✓	
6.	<u>There are three president!</u>				✓
7.	<i>Just</i> go straight to the old city, starting from Bašcaršija which was built in the 15 th century.			✓	
8.	If you want a nightlife <i>like</i> Bosnian young people (who are Muslim majority and don't drink alcohol), <i>just</i> go to the shisha bar everywhere.			✓✓	
9.	The music was frenetic but no one was dancing, <i>just</i> sitting sucking the sisha while rocking the head.			✓	
10.	The high of the waterfall is 22 meters and has emerald green water with background this Bosnian houses are <i>very</i> <u>beautiful!</u>			✓	✓
11.	Don't forget the coffee on the edge of the blue waters of Lake Pliva against the background of snowy mountains. Duh , <u>beautiful!</u>	✓			✓
12.	Alcoholic beverages (containing 40-50%) are typically Rakija made from plums or pears. Beuh , <u>delicious!</u>	✓			✓
13.	<u>The entrance which is still this land has spoiled the eyes because it is along a blue river!</u>				✓
14.	Immediately head to Štrbackibuk – a majestic waterfalls as high stratified. Widih <u>Beautiful!</u>	✓			✓
15.	The model of the building is made traditional, but what makes it surprised is the vast land on the banks of the Una River, which has blue water and surrounded by forest- <u>veryenjoyable for relax!</u>			✓	✓
16.	<i>Just</i> have lunch at the Kazamat restaurant located inside the Fortress Castle while looking at the city view.			✓	

17.	Oh yeah, order food called Taletinaspodsaca-veal traditionally cooked under a hot metal lid. Crazy, <u>delicious!</u>				✓
18.	Then, <i>just</i> walk around the Old city, such as the Saint Bonaventure Cathedral, the Christ the Savior Orthodox Church, BanskiDvor (Governor's Palace), and the Ferhat Pasha Mosque.			✓	
19.	But the terrible thing is the horror display of the Ustaš concentration camps, dubbed the "Balkan Auschwitz" because of <u>the murder hundreds of thousands of people in horrific ways such as sawed heads and boiled humans!</u>				✓
20.	Get out of there, <u>I immediately felt sick!</u>				✓
21.	The scenery along the road is <u>amazingly</u> cool with its turquoise-colored rivers and layered in layers.				✓
22.	The wide waterfall is <i>really</i> beautiful with bluish water!			✓	✓
23.	The city since the 15 th century which is on the karst hillside on the banks of the Naretva River is <i>very</i> <u>beautiful.</u>			✓	
24.	The trout fish is delicious <i>like</i> a <u>champion in the class!</u>			✓	✓
25.	This campus is <i>really</i> cool because <u>the building occupies a former cement factory!</u>			✓	✓
26.	The interior is <i>very</i> instragramable, especially the cool library (<u>especially having the book "The Naked Traveler"!</u>)			✓	✓
27.	I also <i>just</i> learned that to make cement it needed the main ingredient in the form of limestone and clay.			✓	
28.	So-called because when viewed from above the shape is <i>like</i> a leaf.			✓	
29.	I imagine it would be <i>like</i> in a muddy dirty pool, it turns out, it is <i>very</i> <u>green and neat!</u>			✓✓	✓
30.	The entrance is <i>very</i> shady because it is overgrown with large tall trambesi trees.			✓	

31.	<u>It turned out that pools were former clay mines!</u>				✓
32.	The abundance of fish in the pond indicates the former mine is <i>very</i> safe.			✓	
33.	Visit to the factory land and mine of Semen Indonesia in Tuban that day was <i>really</i> added to my insight and knowledge.			✓	
34.	Suitable with the principle #Build Strength #Advancing Indonesia. <u>Salute!</u>				✓
35.	Unique and quality items, details on packaging and presentations, layout malls that make us not want to go out and the food was <i>really</i> tempting.			✓	
36.	<u>What's there?</u>		✓		
37.	Hmm , of course, the thing that spoil the eyes and are tempt to shop.	✓			
38.	Sleepwear and sleep accessories the cute one, a simple and chic collection from a local Japanese brand and there are <i>so</i> many hats that make it <i>very</i> difficult for me to make a choice (<i>too many good choices haha!</i>)			✓✓✓	✓
49.	This cafe is perfect for resting lunch after or before shopping or <i>just</i> enjoying coffee between activities around Isetan.			✓	
40.	This place is <u>SOOOOINTERESTING!</u>			✓	✓
41.	In Main Building B1, precisely in the food area, me and Andre always lost focus because of various foods that tempting taste, ranging from fresh-looking fruits, such as large strawberries, or <i>very</i> unique Japanese white strawberries.			✓	
42.	To get white strawberries also need more effort because generally only 10% of strawberries will become white, so it's natural that white strawberries are much more expensive. <u>Curious right?</u>		✓		
43.	Not only Japanese fruits, in Isetan Shinjuku there is also a <i>very</i> complete wine, beer, and sake area.			✓	

44.	There are <i>so</i> many snacks and <i>very</i> interesting cakes with a <i>very</i> beautiful look that looks <i>really</i> good, <u>yummy!</u>			✓✓✓ ✓	✓
45.	I didn't expect there was a rooftop area that was <i>very</i> comfortable in Isetan Shinjuku. <u>In fact, we can find cherry trees here!</u>			✓	✓
46.	The Isetan Shinjuku rooftop area is <i>very</i> spacious, <u>there is a wooden deck area to relax in, a walking path and a small garden complete with beautiful flowers and cherry trees blooming in the spring!</u>			✓	✓
47.	Japan is indeed famous for its culture on time and it is <i>very</i> interesting to see Mitsukoshi Ginza employees ready at the door (in the inner area) but neatly standing to wait at exactly 10:30 to open the glass door.			✓	
48.	Well , from this area we go directly to Depachika(<u>another food area!</u>)	✓			✓
49.	<u>It's great to enjoy wandering around Mitsukoshi Ginza in the spring because a lot of cherry-themed snacks and snacks are packed <i>so</i> beautiful!</u>				✓
50.	<u>I can't bear to do not try the cherry blossom jelly with an edible flower!</u>				✓
51.	Andre and I even brought this cherry blossom jelly to the front area of Mitsukoshi Ginza where there was a cherry blossom tree which was intentionally placed in front of one of Mitsukoshi Ginza's entrance. <u>PINK FEELING!</u>				✓
52.	We come at the time the Hanabana-sai or flower festival <i>so</i> many Mitsukoshi Nihombashi's sides were "dressed up" in a refreshing yellow color.			✓	
53.	In the middle hall, our attention will be drawn to the <i>very</i> massive sized statue, the Magokoro Statue, which took 10 years of manufacture until finally installed at the main hall Mitsukoshi			✓	

	Nihombashi in 1960.				
54.	This name represents a cake that has lines <i>like</i> age veins on a tree when cut.			✓	
55.	A <i>very</i> diverse menu makes the Landmark suitable as a family restaurant.			✓	
56.	So, <u>are you ready to shop in Japan?</u>		✓		
57.	<u>The problem is I still question, can the roots of trees pass through the ocean?</u>		✓		
58.	From here, <i>just</i> select the language.			✓	
69.	The immigration officer was <i>really</i> good.			✓	
60.	So ... <u>ready to go to Sri Lanka?</u>		✓		
61.	Maybe <i>just</i> an ordinary bridge that my friend said can be found in West Java haha.	✓		✓	
62.	Go to Sri Lanka so the Nine Arch Bridge is a tourist destination that must be visited because it is <i>very</i> Instagramable.			✓	
63.	Can also from Ella Guest House <i>like</i> us who finally entered from the top of the hill down to the bottom.			✓	
64.	At first, we planned to do it <i>like</i> this but we cannot wake up in the morning especially if we have to climb the hill haha			✓	
65.	Most people come here actually <i>just</i> make photos according to the photos that go around on IG.			✓	
66.	The passing train is <i>really</i> worth waiting for. <i>Really</i> good.			✓✓	
67.	The best time to visit the Nine Arch Bridge, in my opinion , in the morning <i>just</i> when the sun rises, but it seems <i>very</i> dark too, haha.	✓		✓✓	
68.	Maybe between 8-10 a.m. because at 9 o'clock the bridge is <i>very</i> crowded.	✓		✓	
69.	Actually, if you <i>really</i> like trains <i>like</i> us, there are a number of hotels that we recommend to livable because you <i>just</i> have to open the room and immediately visible haha.			✓✓✓	
70.	<i>Like</i> the previous story, we actually planned to go to Sri Lanka for the safari in September 2016.			✓	

71.	At first, we <i>just</i> want to Glamping but one day before leaving for Yala Matt changed his mind to want to stay at a resort hotel.			✓	
72.	Accidental the hotel was <i>really</i> good. From the hotel, we can already see a lot of wild animals			✓	
73.	To safari, we use King Safari, which is the same, we <i>just</i> searched for 1 night before leaving for Yala.			✓	
74.	Matt tries to email them and the response is <i>really</i> fast.			✓	
75.	She is <i>very</i> friendly.			✓	
76.	So every driver wants to be able to buy a ticket so it's not a long time, get into the door of a national park, <i>just</i> want it as soon as possible because the more lonely the forest, the better or the more chance there is to see wild animals.			✓	
77.	So their drive <i>like</i> crazy			✓	
78.	Mostly she was <i>very</i> careful and still talked with the two of us because Matt always asked the questions.			✓	
79.	Matt and I even got <i>really</i> excited.			✓	
80.	We both <i>really</i> know that going into the forest does not mean can immediately see.			✓	
81.	So we tried all possibilities <i>like</i> taking a full day safari, asking for good drivers, if necessary ask a guide who is usually a ranger from a national park.			✓	
82.	Crazy, national park management in Sri Lanka is <i>really</i> good.			✓	
83.	Even if you see a leopard or an elephant it means we are <i>very</i> lucky.			✓	
84.	Ehhh ... the first 30 minutes I saw a male elephant crossing the road while running around because there were several trucks that followed.	✓			
85.	Really, it is <i>like</i> a village haha.			✓	
86.	Duh , I'm <i>really</i> happy.	✓		✓	
87.	Not long ago we heard the sound of an elephant going berserk. <i>Very</i> hard.			✓	

88.	In Yala, we <i>really</i> don't bother to see animals, but if leopards, elephants, and bears are the most sought after and <i>really</i> difficult.			✓✓	
89.	Ehh.. around 8 o'clock in the morning, suddenly Ishara turns back in the previous direction we wait.	✓			
90.	It felt seeing with own head the leopard's in its habitat <i>like</i> making my chest expand until it tightened hahaha. <i>Too</i> happy.			✓✓	
91.	Matt and I waited while degenerating <i>like</i> about 15-16 other trucks were also waiting for the leopard to pass.			✓	
92.	Crazy is <i>really</i> noisy and very busy.			✓✓	
93.	This leopard is <i>very</i> fast.			✓	
94.	I think I want to see again but I know it's rather difficult for us to see.	✓			
95.	There are <i>quite</i> a number, various kinds of birds, and many more.			✓	
96.	Unfortunately because it is <i>too</i> hot, almost no animals come out except most elephants are thirsty, water buffalo, deer and other animals are beside the lake.			✓	
97.	Our hotel is <i>so</i> close to the national park that every day he is said to be visited by an elephant haha.			✓	
98.	I am <i>very</i> satisfied with our choice of Yala safari Kings.			✓	
99.	Don't smoke because the dry scrub forest <i>like</i> this is <i>really</i> scared when it burns.			✓✓	
100.	Travel time from Vienna to this village maybe around 1 hour by train and then on foot.	✓			
101.	I think we were taking a bus deh , then stopped at a small village and walking.	✓✓			
102.	The village is <i>very</i> sweet.			✓	
103.	Since we came before Spring, most of the trees and vineyards are still dry but if you look at the park or in the forest it starts to look <i>like</i> flowers are blooming. Ughhhh beauty.	✓		✓	
104.	Which makes me <i>really</i> excited is actually the small village which is full of cafes and restaurants.			✓	

105.	Ouch want to directly packing the transfer haha	✓			
106.	A <i>very</i> instagramable beautiful restaurant.			✓	
107.	Ouchh , if IG used to be <i>like</i> now, I would definitely take even crazier photos huahaha.	✓		✓	
108.	Ahhh ... now I miss to go to Europe again	✓			
109.	I never thought that Sri Lanka kept a <i>very</i> interesting history until 1 day before leaving, Matt came home from the office with a story about Jetavanaramaya which was one of the tallest buildings in the world after the Pyramid of Khafre and Kufu.			✓	
110.	From Negombo to Anuradhapura by car (our drivers drive relaxed and the roads are <i>really</i> good there) about 4-5 hours.			✓	
111.	Actually from Negombo to Anuradhapura, if I'm not mistaken, there are trains and buses at prices that are certainly cheaper, but the problem is we don't have <i>too</i> much time and see the heat of Sri Lanka, it feels <i>like</i> we both would <i>really</i> talk if we have to take a bus / train other than of course we also don't want to lose <i>too</i> long on the streets.			✓✓✓ ✓	
112.	The best way to play here is actually going to many old buildings that are <i>really</i> big in size.			✓	
113.	<i>Quite</i> expensive, yes even when compared to the canal ticket in Siem Reap which is only around USD 20 for 2 days. But when we enter the Stupa area, we don't regret it, but we also pay that much because it is <i>really</i> well maintained.			✓✓	
114.	Clean, the trees are well maintained, some birds and primates roam freely and look healthy, the signposts are complete and the museum area which is also the place to buy tickets is also <i>very</i> interesting.			✓	
114.	KuttamPokuna is more <i>like</i> a Segaran pond in Trowulan, East Java.			✓	

115.	I did not go inside, <i>just</i> Matt because lazy to open sandals hehe.			✓	
116.	Ouch , it feels <i>like</i> I can't believe I can see birds <i>like</i> this wander everywhere.	✓		✓✓	
117.	This place is quiet but <i>really</i> good.			✓	
118.	Ouch , if only there was a photo shoot here it would be <i>really</i> good because the falling sun's light was pseudo yellow from between the trees.	✓		✓	
119.	It's <i>really</i> crowded until midnight, I guess .	✓		✓	
120.	Again we had to take off our footwear and walk <i>quite</i> a distance.			✓	
121.	Crazy, that's <i>so</i> exciting haha.			✓	
122.	Traveling in the old city of Anuradhapura is actually <i>quite</i> fun but we have to lose with time and weather.			✓	
123.	The oath does not bear the heat <i>like</i> being bitten by body skin.			✓	
124.	From <i>so</i> many stupas and old buildings, we can only see a few of these because of time constraints			✓	
125.	The factory is identical to the discharge of dust from a giant chimney, <u>but I did not see any dust at all coming out of this Semen Indonesia plant in Tuban!</u>				✓
Total		23	7	114	28
		172			

Note :

LF : Lexical hedges or fillers

RI : Rising intonation on declarative

I : Intensifiers

ES : Emphatic stress

The Bold Sentence : Lexical Hedges

The Bold and underline sentence : Rising Intonation on declarative

The italic sentence : Intensifiers

The underline sentence : Emphatic Stress

Table 4.1 showed the women's language features that used by three Indonesian female travel bloggers on April 2019. From the table above, it can be seen that there were 172 women's language features used by three Indonesian female travel bloggers, namely lexical hedges or fillers, rising intonation on declarative, intensifiers, and emphatic stress. It consist of 23 for lexical hedges or fillers, 8 for rising intonation on declarative, 114 for intensifiers, and 28 for emphatic stress.

2. The Most Dominantly Women's Language Features Used by Indonesian Female Travel Bloggers

After analyzed the data, then the researcher showed the most of dominantly of women's language features used by Indonesian female travel bloggers. For make it clear, it can be seen in table 4.2 below:

Table 4.2
Percentage of frequency of Women's Language Features Used by Indonesian Female Travel Bloggers

No.	Women's Language Features	The Frequency of Each Features	The Percentage of Each Features
1.	Lexical Hedges or fillers	23	13.38%
2.	Rising Intonation on Declarative	7	4.07%
3.	Intensifiers	114	66.27%
4.	Emphatic Stress	28	16.27%
Total		172	100%

From table 4.2 it can be found that there are 23 (13.30%) for lexical hedges or fillers, 8 (4.62%) for rising intonation on declarative, 114 (65.90%) for intensifiers, and 28 (16.18%) for emphatic stress. It can be concluded that intensifiers was dominantly used by Indonesian female travel bloggers in blog which aimed to strengthen the intended meaning.

C. Research Findings

After analysis of the data obtained in this study, it can be argued some of the findings as follows

1. there were 4 types of women's language features used by Indonesian female travel bloggers, namely: lexical hedges or fillers, rising intonation on declarative, intensifiers, and emphatic stress.
2. there are 23 (13.30%) for lexical hedges or fillers, 8 (4.62%) for rising intonation on declarative, 114 (65.90%) for intensifiers, and 28 (16.18%) for emphatic stress. It can be concluded that intensifiers was dominantly used by Indonesian female travel bloggers which aimed to strengthen the intended meaning.

CHAPTER V

CONCLUSIONS AND SUGGESTIONS

A. Conclusions

Having analyzed the data, conclusions can be drawn as in the following.

1. There were 4 types of women's language features used by Indonesian female travel bloggers, namely: lexical hedges or fillers, rising intonation on declarative, intensifiers, and emphatic stress.
2. There are 23 (13.30%) for lexical hedges or fillers, 8 (4.62%) for rising intonation on declarative, 114 (65.90%) for intensifiers, and 28 (16.18%) for emphatic stress. It can be concluded that intensifiers was dominantly used by Indonesian female travel bloggers which aimed to strengthen the intended meaning.

B. Suggestions

In relation to the conclusions, suggestion are staged in the following.

1. For the lecturers, this research might be useful in giving additional input and reference in teaching sociolinguistic.
2. The other researcher, in addition to the benefit of this research will be expected to be able to give contribution and foundation for feature research who are interested in language features to be analyzed more deeply.

REFERENCES

- Oktapiani, Tika, Natsir, M and setyowati, Ririn. 2017. *Women's Language Features Found In Female Character's Utterances In The Devil Wears Prada Moovie*. Journal, Vol 1, No.3.
- Wardhaugh, Ronald. 2006. *An Introduction to Sociolinguistics* (5th Ed). United Kingdom: Blackwell Publishing
- Romaine, Suzanne. 1994. *Language in Society* (1st Ed). New York: Oxford University.
- Holmes, Janet. 2018. *An Introduction To Sociolinguistics*. USA: Rotledge.
- Jendra, Made Iwan Indrawan. 2010. *Sociolinguistics* (1st Ed). Yogyakarta: Graha Ilmu
- Ohoiwutun, Paul. 2007. *Sosiolinguistik* (3rd Ed). Jakarta: Kesain Blanc.
- Santoso, Anang. 2011. *Bahasa Perempuan* (2nd Ed). Jakarta: PT. Bumi Aksara.
- Lakoff, Robin. 1973. *Language and Women's Place*. Cambridge University Press.
- Rubbyanti, Maissarah Aryana. 2017. *Women's Language In Sense And Sensibility BBC Miniseries: A Sociolinguistic Study*. Journal
- Solikha, Riza. 2016. *Women Language Features In Michelle Obama's Speech As An African American First Lady*.
- Miftahul Aini, Lisda. 2016. *Women Language Used By The Main Characters Of "Mongkijay" Movie*.
- Apridaningrum, Maria Catharina Gustia. 2018. *Women's Language Features Used by Sarah Sechan in Her Talk Show*.
- Aga Pebrianti, Annisa. 2013. *Women's Language Features Used By Indonesian Female Blogges*.
- <http://ejournal.upi.edu/index.php/psg/article/view/543> Accessed on March 2th 2019
- <http://ejournals.unmul.ac.id/index.php/JBSSB/article/view/672> Accessed on March 10th 2019

<http://staffnew.uny.ac.id/upload/132107096/pendidikan/Book+for+Socilinguistics.pdf> Accessed on March 10th 2019

https://www.researchgate.net/publication/240464429_Language_in_Woman's_Place Accessed on March 11th 2019

<file:///C:/Users/User/Downloads/6370-14109-1-SM.pdf> Accessed on March 13th 2019

<https://en.wikipedia.org/wiki/Blog> Accessed on March 15th 2019

<http://digilib.uinsby.ac.id/5499/> Accessed on April 6th 2019

https://repository.usd.ac.id/30860/2/141214006_full.pdf Accessed on April 6th 2019

<https://myjobsearch.com/careers/travel-blogger.html> Accessed on April 6th 2019

APPENDIX I

Script of Indonesian Female Travel Bloggers' Blog Posting

Blogger 1 / Trinity / <http://naked-traveler.com/>

HIJAUNYA PABRIK SEMEN (April 14, 2019)

Undangan menjadi pembicara tentang #MembangunKebaikan Melalui Media Sosial yang diselenggarakan di kampus UISI (Universitas Internasional Semen Indonesia) pada 11 April 2019 membuat saya menjejakkan kaki di Gresik untuk pertama kalinya. Wah, kampus ini keren banget karena gedungnya menempati bekas pabrik semen! Interiornya sangat *Instagramable*, terutama perpustakaan yang kece (apalagi punya buku seri “The Naked Traveler”)! Setelah berkeliling saya tambah penasaran dan minta diajak jalan-jalan ke pabrik benerannya. Gresik terkenal karena merupakan tempat pabrik semen pertama milik bangsa Indonesia sejak 1957 dan cikal bakal perusahaan semen terbesar di Indonesia. Selama ini saya tahunya “Semen Gresik”, namun ternyata sejak 2013 perusahaannya sudah berganti nama menjadi PT Semen Indonesia (Persero) Tbk. Anak perusahaannya antara lain Semen Padang, Semen Tonasa, Thang Long Cement Vietnam dan Solusi Bangun Indonesia (eks Holcim). Perusahaan BUMN (Badan Usaha Milik Negara) ini kantor pusatnya memang di Gresik, tapi ternyata pabrik terbesarnya berlokasi di Tuban.

Saya juga baru tahu bahwa untuk membuat semen itu diperlukan bahan utama berupa batu kapur dan tanah liat. Kedua bahan tersebut diperoleh dari penambangan sumber daya alam. Penyatuan kedua bahan ini dilakukan di pabrik, makanya kedua tambang harus berada dekat satu sama lain. Sebagian dari Gresik

yang hijau itu ternyata justru bekas tambang semen. Karena sudah non aktif, maka tambangnya pindah ke Tuban yang berjarak 2,5 jam berkendara dari Gresik.

Saya pun diajak jalan-jalan ke Arboretum (kebun botani) Bukit Daun. Disebut demikian karena kalau dilihat dari atas bentuknya seperti selebar daun. Kebun hijau yang asri seluas satu hektar ini berisi tanaman-tanaman langka, seperti pohon kurma, kawista, damar, gaharu, dan ulin. Di depannya terdapat Arboretum Bukit Herbal yang berisi koleksi tanaman obat, seperti merica, bawang dayak, lengkuas, jahe merah, kunir putih, dan kunir kuning. Ada juga Kebun Pangkas berupa pepohonan kayu putih. Angin sepoi-sepoi dan suara aneka burung liar menambah kenyamanan leleh-leleh di kebun.

“Dari 752 hektar keseluruhan lahan tambang, ada 200 hektar yang sudah direklamasi. Sisanya belum karena memang masih berfungsi jadi tambang kapur”, terang Pak Eko Purnomo, Kepala Seksi Reklamasi Lahan Pabrik Tuban. Praktik penambangan ramah lingkungan inilah yang ingin ditunjukkan Semen Indonesia kepada masyarakat umum. Setiap sore taman tersebut ramai dikunjungi penduduk sekitar, mulai dari rombongan ibu-ibu yang doyan *selfie* sampai anak muda yang pacaran. Kadang datang juga rombongan anak sekolah yang belajar alam. Semuanya gratis masuk dengan jam buka pukul 15.00-17.00 pada Senin-Jumat dan pukul 08.00-17.00 pada Sabtu dan Minggu. Papan informasi tentang tanaman dan pentingnya penghijauan terpampang jelas sehingga semua orang dapat pengetahuan baru.

Dari Arboretum yang terletak di atas bukit tersebut terlihat dari kejauhan lahan berwarna putih bak pasir pantai. Ternyata itu lah tambang kapurnya (foto

paling atas). Di sekelilingnya ditumbuhi hutan hijau yang menutupi lahan pabrik dan tambang. Pipa untuk mengangkut hasil tambang dan pabrik penghancur kapur hampir tidak terlihat karena tertutup pepohonan. Suaranya pun tidak berisik. Pabrik identik dengan keluarnya debu dari cerobong raksasa, namun saya sama sekali tidak melihat ada debu sama sekali yang keluar dari pabrik Semen Indonesia di Tuban ini! “Kalau ada debu berarti ada yang *ndak* bener itu dan harus diperbaiki,” terang Pak Eko lagi.

Tak jauh dari sana, saya diajak ke lahan penambangan tanah liat. Bayangan saya bakal kayak di kolam kotor berlumpur, nggak tahunya sangat hijau dan rapi! Jalan masuknya aja sangat rindang karena ditumbuhi pohon trembesi yang tinggi besar. Sore itu terlihat banyak pemuda lokal sedang memancing di kolam-kolam sekitar. Ternyata kolam-kolam itulah bekas tambang tanah liat!

Melimpahnya ikan di kolam menandakan bekas tambang sangatlah aman. Bekas tambang ini dalamnya sekitar 4-6 meter, airnya didapat murni dari air hujan. Air itu pulalah yang dibuat irigasi untuk mengairi persawahan sekitar. Tadinya sawah panen hanya sekali setahun jadi bisa tiga kali setahun berkat aliran air dari embung. Selain itu terdapat juga kebun bibit dan peternakan yang nantinya akan dikembangkan menjadi lahan edu-wisata. Kunjungan ke lahan pabrik dan tambang Semen Indonesia di Tuban hari itu sungguh menambah wawasan dan pengetahuan saya. Cocok deh dengan prinsipnya

#MembangunKekuatan #MemajukanIndonesia. Salut!

CANTIKNYA BOSNIA & HERZEGOVINA (April 30, 2019)

Heh? Di mana itu? Bukannya lagi perang? Negara Bosnia dan Herzegovina (iya, namanya dua gitu, pakai kata “dan” pula) terletak di semenanjung Balkan, Eropa Selatan tapi di Timur. Perangnya sudah lama berakhir. Lebih dari 20 tahun yang lalu. Kalau Anda masih ingat perang Bosnia, berarti anda cukup tuwir. Sejarah tentang negara ini sangat menarik. Presidennya aja ada tiga! Kapan-kapan saya tulisin di blog ini deh. Sementara ini, saya kasih gambaran dulu tentang destinasi pariwisatanya yang keren-keren dan *itinerary*-nya selama seminggu.

Sarajevo

Sarajevo (dibaca: Sarayevo) adalah ibu kota Bosnia & Herzegovina. Jalan-jalan langsung aja ke kota tuanya, dimulai dari Bašcaršija yang dibangun abad ke-15. Sepanjang jalan ada restoran, kafe, toko souvenir dan cowok-cowok Bosnia yang kece-kece. Di sana memang tempat *to see and to be seen*. Uniknya dalam satu area berdekatan ada mesjid, gereja Katholik, gereja Orthodox dan sinagog. Jangan lupa ke Vijecnica (City Hall) yang bangunan dan interiornya paling cantik. Di dalamnya ada museum sejarah kota Sarajevo. Berjarak 100 meter terdapat Latin Bridge tempat pembunuhan Franz Ferdinand yang menyebabkan Perang Dunia I.

Yang membanggakan adalah berkunjung ke Mesjid Istiqlal. Namanya memang sama dengan yang ada di Jakarta karena mesjid di Sarajevo ini memang diberikan oleh bangsa Indonesia kepada masyarakat Bosnia pada 2001 sebagai simbol solidaritas dan persahabatan antarnegara. Melihat Sarajevo dari atas bisa

naik *cable car* menuju Trebevic yang berada di ketinggian 1,627 meter. Saat saya kesana pada April 2019, masih tertutup salju. Berjalan kaki untuk makan siang di Pino Nature Hotel yang keren itu jadi agak kesulitan karena super licin esnya. Kalau mau *night life* ala anak muda Bosnia (yang mayoritas Muslim dan tidak minum alkohol), masuk aja ke *shisha bar* di mana aja. Musiknya hingar bingar tapi nggak ada yang joget, cuman duduk mengisap *shisha* sambil goyang-goyang kepala.

Travnik

Bekas ibu kota Bosnia pada 1699-1850 ini berjarak 1,5 jam dari Sarajevo. Banyak bangunan peninggalan sejarah zaman Ottoman, seperti rumah, mesjid, dan *clock tower*. Naik deh ke bentengnya yang berada di puncak bukit agar dapat melihat cantiknya kota *medieval* dari atas. Sebagai penulis, paling berkesan ketika saya berkunjung ke rumahnya Ivo Andric. Dia adalah penulis Yugoslavia pemenang Nobel di bidang sastra pada 1961. Rumah kelahirannya di Travnik dijadikan museum memorial yang berisi sejarah hidup dan buku-buku karyanya.

Jajce

Di tengah perjalanan antara Travnik dan Bihac, mampirilah ke Kota Jajce yang terhimpit pegunungan. Air terjunnya setinggi 22 meter dan berair warna *emerald green* dengan latar belakang rumah-rumah Bosnia ini cantik banget! Tak jauh dari situ terdapat Mlincici – *water mills* yang dibangun pada

masa Austro-Hungarian (1867-1918) ini berbentuk rumah-rumah kayu yang air sungainya menggerakkan mesin penggiling gandum. Jangan lupa ngopi-ngopi di pinggir Danau Pliva yang berair biru dengan latar belakang pegunungan bersalju. Duh, cantiknya!

Bihac

Dari Jajce, makan siang lah di Etno Village Cardaklije yang merupakan kompleks perumahan khas pedesaan Bosnia abad ke-19 di tengah ladang dan hutan. Makanannya tradisional Bosnia yang menggunakan bahan-bahan alami diproduksi sendiri dari peternakannya, seperti roti, daging, dan keju. Minuman alkohol (mengandung 40-50%) khasnya adalah *Rakija* yang terbuat dari buah *plum* atau *pear*. Beuh, nikmat! Setengah jam berkendara dari situ wajib ke Una National Park yang terletak di perbatasan Kroasia. Jalan masuknya yang masih tanah ini sudah memanjakan mata karena berada di sepanjang sungai yang berair biru! Langsung aja menuju Štrbacki buk – air terjun megah setinggi 25 meter yang bertingkat-tingkat. Widih cantiknya!

Di Kota Bihac, menginaplah di Hotel Opal Exclusive karena terletak persis di tepi Sungai Una yang berair biru. Semua jendela kamar yang berbalkon menghadap sungai cantik ini. Bela-belain deh bangun pagi untuk melihat *sunrise* yang magis. Pilihan lain adalah Hotel Natura Art yang terletak di Una National Park. Model bangunannya dibuat tradisional, tapi yang bikin nganga adalah lahannya yang luas di tepi Sungai Una yang airnya biru dan dikelilingi

hutan – nikmat banget untuk leleh-leleh! Sungainya pun bisa direnangi dan untuk *white water rafting*.

Banja Luka

Ibu kota Republik Sprska yang didominasi etnis Serbia ini cantik juga. Sungai Vrbas yang berwarna biru membelah kotanya. Di tepinya banyak penduduk memancing dan berjemur saking bersihnya. Makan siang aja di restoran Kazamat yang terletak di dalam Kastel Fortress sambil melihat pemandangan kotanya. Oh iya, pesan makanan namanya *Teletina ispod saca* – daging sapi muda yang dimasak secara tradisional di bawah tutup logam panas. Gila enaknya!

Lalu jalan kaki aja di sekitar Kota Tua, seperti ke Katedral Saint Bonaventure, Gereja Orthodox Christ the Saviour, Banski Dvor (Governor's Palace), dan Mesjid Ferhat Pasha. Yang paling menarik adalah Museum Republic of Srpska yang berisi sejarah dari zaman batu sampai perang Bosnia. Tapi yang mengerikan adalah *display* horor tentang Ustaše *concentration camps* yang dijuluki "Auschwitz-nya Balkan" karena korban pembunuhannya sampai ratusan ribu orang dengan cara yang mengerikan seperti kepala yang digergaji dan manusia yang direbus! Keluar dari situ saya langsung mual!

Mostar

Kota yang paling ramai dikunjungi turis adalah Mostar yang merupakan pusat administrasi Herzegovina. Dari Sarajevo memakan waktu sekitar 2 jam berkendara. Pemandangan di sepanjang jalan luar biasa keren dengan sungainya

yang berwarna *turquoise* dan pegunungan berlapis-lapis. Kotanya sendiri cantik. Berpusat di jembatan Stari Most yang ikonik dan termasuk ke dalam UNESCO World Heritage Site. Sekitar sejam berkendara ke arah selatan dari Mostar, wajib ke Kravice Waterfall. Air terjunnya yang lebar cantik banget dengan air yang kebiruan! Bagi pemeluk agama Katholik, wajib ke Medugordje yang terletak tak jauh dari air terjun. Di sana tempat penampakan Bunda Maria pada enam orang anak desa situ. Tak heran saat ini Medugordje merupakan tempat religius nomor tiga yang paling banyak dikunjungi turis di Eropa setelah Lourdes di Prancis dan Fatima di Portugal.

Masih di sekitaran situ, mampir lah di Pocitelj. Kota sejak abad ke-15 yang berada di lereng bukit karst di tepi Sungai Naretva ini cantik banget. Lalu sempatkan makan siang di Blagaj, tepatnya di restoran Etno House di tepi Sungai Buna. Ikan *trout*-nya juara kelas enakunya! Wajib berkunjung ke Blagaj Tekke – rumah sufi berusia 600 tahun yang cantik terletak di bawah tebing batu dan tepi sungai biru.

Blogger 2 / Marischka Prudence

<https://marischkaprudence.blogspot.com/2019/04/tokyo-shopping-isetan-mitsukoshi.html?m=1>

Life Is An Absurd Journey

There's always something special about shopping in Japan. Barang-barang yang unik dan berkualitas, detil pada kemasan dan presentasi, layout mall yang membuat kita tidak ingin keluar dan makanan yang sungguh menggoda. Kali

ini saya mengunjungi beberapa department store, shopping mall di Tokyo: Isetan Shinjuku, Mitsukoshi Ginza dan Mitsukoshi Nihombashi. Ada apa saja di sana? Hmm, tentunya hal-hal yang memanjakan mata dan menggoda untuk berbelanja..

ISETAN SHINJUKU

Berkeliling Isetan Shinjuku perlu waktu yang tidak sebentar. Ada dua gedung yang menyatu, Main bulding dan Men's Building. Sesuai namanya, Men's Building dipenuhi berbagai produk untuk pria mulai dari pakaian, aksesoris, sepatu dan lain-lain. Saya sempat berhenti cukup lama di NEIGHBORHOOD, brand streetwear Jepang karya Shinsuke Takizawa dan memperhatikan koleksi yang menarik disana. Ada banyak brand yang tersedia di Isetan Shinjuku, mulai dari brand internasional dan brand lokal Jepang.

Di Main Building ada lebih banyak koleksi produk untuk perempuan (YASSS). Sleepwear dan aksesoris tidur yang menggemaskan, koleksi simple and chic dari brand lokal Jepang dan ada begitu banyak topi yang membuat saya sangat sulit menentukan pilihan (*too many good choices haha!*) *And now let's move to the food choices:*

HATAKE CAFÉ (Isetan Shinjuku)

Cafe ini cocok untuk beristirahat makan siang setelah atau sebelum berbelanja, atau sekadar menikmati kopi di sela-sela aktivitas berkeliling Isetan. Meski berada di area shopping mall, Hatake Cafe terletak di sisi ujung sehingga terasa lebih tenang dan cocok untuk bersantai. Cafe dengan konsep "taman" ini

memiliki berbagai menu tematik di musim yang berbeda dan karena kami datang di musim mekarnya bunga sakura, Andre Sarwono (makanteruss.com) yang datang bersama saya langsung mencoba Cherry Blossom Fair (souffle pancakes), dan saya mencoba Hatake Veggie Special Lunch Set.

DEPACHIKA (Isetan Shinjuku)

This place is SOOOOO INTERESTING! Di Main Building B1, tepatnya di area makanan, saya dan Andre selalu hilang fokus karena berbagai makanan yang menggoda selera, mulai dari buah-buahan yang terlihat segar, seperti strawberry berukuran besar ini, atau white strawberry khas Jepang yang sangat unik. Strawberry berwarna putih ini hasil perkebunan Jepang yang diatur sedemikian rupa agar strawberry menerima sinar matahari dengan kadar lebih sedikit sehingga elemen yang membuat strawberry berwarna merah (anthocyanin) juga lebih sedikit dan membuat strawberry berwarna putih. Untuk mendapatkan strawberry putih ini juga perlu effort lebih besar karena umumnya hanya 10% strawberry akan menjadi berwarna putih, makanya wajar jika strawberry putih ini jauh lebih mahal. Penasaran kan?

Tidak hanya buah-buahan khas Jepang, di Isetan Shinjuku ini juga ada area liquor (wine, beer and sake) yang sangat lengkap. Kita juga dapat mencoba sake yang ada (wine tasting) di area ini. Selanjutnya kami (*again*) *lost in the foods area*. Ada begitu banyak cemilan dan kue-kue yang sangat menarik dengan tampilan yang sangat cantik dan terlihat sangat enak, yummy!

ROOFTOP ISETA SHINJUKU

Saya tidak menyangka ada area rooftop yang sangat nyaman di Isetan Shinjuku. Bahkan, kami dapat menemukan pohon sakura di sini! Area rooftop Isetan Shinjuku sangat luas, ada area dek kayu untuk bersantai, jalur berjalan kaki dan taman kecil lengkap dengan bunga-bunga cantik dan pohon sakura yang sedang blooming di musim semi! YAY!

MITUKOSHI GINZA

Kami tiba di Mitsukoshi Ginza sekitar pukul 10.20 dan ternyata sudah banyak orang yang mengantre untuk masuk ke Mitsukoshi Ginza. Jepang memang terkenal dengan budaya tepat waktu dan sangat menarik melihat pegawai Mitsukoshi Ginza sudah siap di depan pintu (di area dalam) namun dengan rapi berdiri menunggu tepat jam 10.30 untuk membuka pintu kaca. Sebelumnya saya sudah pernah berkeliling Mitsukoshi Ginza saat menemani ibu saya berbelanja. Dari pintu masuk kita sudah dapat melihat deretan aksesoris seperti tas dan topi serta pakaian perempuan. Nah, dari area ini kami langsung ke Depachika (another food area!).

DEPACHIKA (Mitsukoshi Ginza)

Sungguh menyenangkan menikmati berkeliling Mitsukoshi Ginza di musim semi karena banyak sekali makanan dan cemilan bertema sakura yang dikemas sangat cantik! Bayangkan deretan makanan berwarna pink dengan tema sakura! Saya tidak tahan untuk tidak mencoba sakura jelly dengan edible flower

ini! Bahkan saya dan Andre membawa sakura jelly ini ke area depan Mitsukoshi Ginza di mana sedang ada pohon sakura yang sengaja diletakkan di depan salah satu pintu masuk Mitsukoshi Ginza. PINK FEELING!

KOBE GYUNTA (Mitsukoshi Ginza)

Di Okonomiyaki restoran ini kita dapat melihat langsung pembuatan okonomiyaki, atau bahkan membuat sendiri di panggangan yang ada di setiap meja. Namun karena masih ingin punya waktu lebih untuk menikmati berkeliling Mitsukoshi Ginza, kami memilih untuk menikmati okonomiyaki yang sudah jadi hehe

GINZA TERRACE (Mitsukoshi Ginza)

Di Mitsukoshi Ginza juga terdapat roof terrace untuk bersantai. Bahkan kita dapat membawa makanan untuk dinikmati di roof area Mitsukoshi Ginza ini. Selain itu juga ada shrine kecil di area terrace.

MITSUBUKOSHI NIHOMBASHI

Jika kalian mencari high-end product, Mitsukoshi Nihombashi menyediakan banyak pilihan. Mitsukoshi adalah department store tertua di Jepang dan peta lokasi dan tampilan Mitsukoshi Nihombashi dapat kita temukan di jalur menuju kereta persis di sebelah Mitsukoshi Nihombashi. Kami datang di saat Hanabana-sai atau flower festival sehingga banyak sisi Mitsukoshi Nihombashi yang "berdandan" dengan warna kuning yang menyegarkan. Dari pintu masuk kita

dapat menikmati area lantai dasar yang telah direnovasi dengan ambience putih karya arsitek Jepang, Kengo Kuma. Lantai ini dipenuhi dengan area cosmetics and skin care serta aksesoris. Di hall tengah, perhatian kita akan tertuju pada patung berukuran sangat masif yaitu Magokoro Statue yang memerlukan waktu 10 tahun pembuatan hingga akhirnya dipasang di main hall Mitsukoshi Nihombashi pada tahun 1960.

DEPACHIKA (Mitsukoshi Nihombashi)

Kami kembali "kalap" di Depachika Mitsukoshi Nihombashi yang dipenuhi makanan dan cemilan yang sebagian besar bertema sakura season mulai dari cake, mochi, dango hingga keripik.

CLUB HAIRE (Mitsukoshi Nihombashi)

Club Harie populer dengan Baumkuchen yang berarti "kue pohon" dalam bahasa Jerman. Nama ini merepresentasikan kue yang memiliki garis-garis seperti urat usia pada pohon saat dipotong. Di Club Harie Mitsukoshi Nihombashi, kita juga dapat melihat pembuatan langsung Baumkuchen yang menarik. Adonan terus menerus ditambah pada semacam roller panjang yang menghasilkan kue silinder dengan lubang di tengah dan berlapis-lapis yang menyebabkan garis saat dipotong.

LANDMARK (Mitsukoshi Nihombashi)

Menu yang sangat beragam membuat Landmark cocok sebagai restoran keluarga. Mulai dari menu Jepang, pasta, desert dan kid's menu ada di Landmark. Salah satu yang terkenal di Landmark yaitu Kids' Bento yang disajikan di piring berbentuk kereta, lengkap dengan uap dari dry ice.

MITSUKOSHI NIHOMBASI (Chuo City, Tokyo)

Jadi, sudah siap berbelanja di Jepang? :) *siapin bagasi kosong*

Blogger 3 / Noni Khairani / <https://nonikhairani.com/>

Kota Tua Anuradhapura Sri Lanka (April 29, 2019)

Saya gak pernah kepikiran kalau Sri Lanka menyimpan sejarah yang sangat menarik sampai 1 hari sebelum berangkat, Matt pulang dari kantor dengan cerita tentang Jetavanaramaya yang dulunya merupakan salah satu bangunan tertinggi di dunia setelah Piramid Khafre dan Kufu. Dengan tinggi 122 m dan luas wilayah 5,6 ha pantas saja kalau bangunan ini dulunya dinobatkan menjadi salah satu yang tertinggi. Disebabkan oleh bangunan inilah akhirnya sampai naik pesawat ke KL, kami masih ragu-ragu antara booking hotel di Anuradhapura atau langsung ke Kandy. Nyatanya Matt tetep ingin melihat Jetavanaramaya sehingga begitu nyampe KL, kita pun booking hotel di Anuradhapura. Dari kota Negombo ke Anuradhapura kami menyewa mobil selama 2 hari penuh. Biaya sewa mobil untuk 2 hari penuh 155 Euro untuk rute (Negombo – Anuradhapura – Kandy).

Dari Negombo ke Anuradhapura dengan mobil (supir kami nyetirnya santai dan jalannya bagus banget disana) sekitar 4-5 jam.

Sebenarnya dari Negombo ke Anuradhapura kalau saya gak salah ada kereta api dan bus dengan harga yang tentunya lebih murah lagi tapi masalahnya kita gak punya terlalu banyak waktu dan melihat panasnya Sri Lanka rasa-rasanya kami berdua bakalan bawel banget kalau harus naik bis/kereta api selain itu tentunya kita juga gak mau kehilangan waktu terlalu lama di jalanan. Anuradhapura merupakan kota kuno yang pertama kali dibangun pada tahun 900 SM. Kota ini dulunya adalah ibukota dari Kerajaan Sinhala hingga tahun 1100 hingga kemudian ibukotanya pindah ke daerah selatan yang mungkin lebih kita kenal sebagai Siem Reap. Di kota Anuradhapura juga biasa disebut kota kuno, Sacred City, dan Holy City. Kalau main ke sini paling enak sebenarnya jalan-jalan ke banyak bangunan-bangunan tua yang ukurannya gede-gede banget.

Tips, bawa kaos kaki untuk mengelilingi tempat-tempat kuno ini karena rata-rata pengunjung gak dibolehkan menggunakan topi dan alas kaki. Kaos kaki diperbolehkan. Kaki Matt sampai melepuh kepanasan karena lantai batunya luar biasa panasnya. O,ya sebelum masuk ke Jetavanaramaya, kita diharuskan membeli tiket terusan seharga USD 25. Lumayan mahal, ya bahkan jika dibandingkan dengan tiket terusan di Siem Reap yang hanya sekitar USD 20 untuk 2 hari. Tapi pas masuk ke areal Stupa kami gak nyesel juga bayar segitu karena beneran terawat dengan baik. Bersih, pohon-pohon terawat dengan baik, beberapa burung dan primata berkeliaran dengan

bebas dan kelihatan sehat, papan-papan penunjuk jalan lengkap dan areal museum yang juga tempat pembelian tiket juga sangat menarik.

Kuttam Pokuna

Kuttam Pokuna lebih mirip kolam Segaran di Trowulan Jawa Timur. Sumpah saya gak bisa berhenti mikirin kolam peninggalan kerajaan Majapahit itu pas ngeliat kolam kembar ini yang dulunya adalah tempat pemandian dan merupakan Bangunan ini dikenali sebagai prestasi dalam teknik hidrologi di zaman Sinhala.

Samadhi Statue

Saya gak masuk ke dalam, cuma Matt aja karena males buka sandal hehe. Sumpah ya, jalan-jalan di sini itu salah satu masalahnya adalah sandal dan harus jalan kaki di atas batu-batu yang panasnya gila-gilaan. Di sini saya liat ada burung rangkong lompat-lompat bebas sambil makan. Aduh, rasanya kayak gak percaya bisa liat burung-burung kayak gini keluyuran di mana-mana.

Sandakada Pahana

Atau biasa dikenal sebagai Moonstone. Tempat ini sepi tapi bagus banget. Aduh, kalau saja ada pemotretan di sini pasti bagus banget karena cahaya matahari yang jatuh itu semu-semu kuning dari sela-sela pepohonan. Bagus deh. Moonstone ini adalah bagian dari arsitektur Sinhala di Sri Lanka kuno. Biasanya sering dipakai persis di pintu masuk atau tangga. Dipikir-pikir emang kece juga

ya. Saya juga sempat lihat ukiran ini ada di mana-mana terutama restoran, cafe atau hotel-hotel.

Ruwanwelisaya

Sebenarnya bentuk stupa Ruwanwelisaya ini biasa aja. Putih dan gede. Udah deh, tapi ini adalah stupa terbesar di Sri Lanka. Rame banget sampai tengah malam kayaknya. Banyak umat Budha dari negara-negara lain datang ke tempat ini untuk berdoa dan melakukan ritual-ritual keagamaan. Lagi-lagi kami harus lepas alas kaki dan jalan cukup jauh. Bedanya di sini sebagian sudah dilapisi dengan karpet rumput sintetis. Lumayanlah. Yang paling kesian sih si Matt, karena belon apa-apa kaki dia sudah terbakar dan susah jalan.

Jaya Sri Maha Bodhi

Pohon Bodhi ini kami berdua pikir termasuk pohon tertua di dunia. Umurnya lebih dari 300an tahun. Menurut cerita pohon ini tumbuh dari akar pohon yang sama di India. Gila ya, seru banget haha. Masalahnya saya masih mempertanyakan bisakah akar pohon melewati lautan? Perjalanan di kota tua Anuradhapura ini sebenarnya cukup menyenangkan tapi kita harus kalah dengan waktu dan cuaca. Sumpah panasnya gak nanggung kayak digigitin rasanya kulit badan. Dari begitu banyak stupa dan bangunan-bangunan tua, kami hanya bisa melihat beberapa ini saja karena keterbatasan waktu.

Mengunjungi Grinzing Tavern District-Vienna (Aprli 25, 2019)

Zwinger von Grinzing

Sebelum melanjutkan perjalanan ke Budapest, kami sempat mengunjungi desa kecil di Vienna. Namanya Grinzing Tavern District. Katanya desa ini terkenal dengan anggur, folk song dan cafe/restoran bagus. Lama perjalanan dari Vienna ke desa ini mungkin sekitar 1 jam menggunakan kereta dilanjutkan berjalan kaki. Cuma saya rasa kami ada naik bis deh, trus berhenti di desa kecil gitu dan jalan kaki. Kiri kanan rumah-rumah cantik dengan pagar tertutup rapat. Desanya manis banget. Gemes pengen langsung beli rumah haha.

Selanjutnya kami pergi ke gardu pandang pokoknya tempat untuk melihat desa dari ketinggian. Di sini juga ada beberapa restoran tapi karena kita mikirnya mau minum dan makan di bawah (maksutnya di desa) jadi ke sini untuk motret dan liat-liat desa aja. Berhubung kita datang menjelang Spring, kebanyakan pohon dan kebun anggur masih kering tapi kalau diperhatikan di taman atau di hutan mulai keliatan bunga-bunga bermekaran. Ughhhh cantiknya. Yang bikin saya gemes banget sebenarnya desa kecil yang penuh dengan cafe dan restoran. Aduh....pengen langsung packing pindahan haha.

Setelah keliling-keliling desa akhirnya kita mutusin buat makan di satu restoran yang katanya terkenal dengan wine-nya. Restoran cantik yang instagramable banget. Aduh kalau dulu IG sudah kayak sekarang pasti saya bakalan foto-foto lebih gila lagi huahha. Ahhh...sekarang jadi kangen lagi deh pengen ke Eropa.

Cara Membuat Visa Sri Lanka Sendiri (April 23, 2019)

Kalau ada pembuatan visa paling gampang yang pernah saya lakukan nah, Sri Lanka adalah jawabannya. Pembuatan visanya gak sulit sama sekali, cepat, jelas dan kayaknya minim scam kayak India. Ini kedua kalinya saya mengurus Visa Sri Lanka. Agak deg'deg'an juga sih karena dulu kan gak sempet masuk ke negara Ceylon ini tapi sudah buat visa. Gimana ini kalau ditolak gara-gara hal tersebut hehe. Masalahnya gak bisa ditarik lagi. Besok saya harus berangkat ke Sri Lanka jadi sehari sebelum berangkat saya pun mengurus visa online untuk Matt dan saya sendiri.

Ada dua cara dalam mengurus visa atau ETA (Electronic Travel Authorization) Sri Lanka. Pertama melalui jalur VOA (Visa On Arrival) di bandara kedatangan, Bandaranaike International Airport. Detil proses nya saya kurang tahu. Tapi biasanya sebelum counter imigrasi akan ada kantor tersendiri untuk mengurus VOA ini. Biayanya pada saat tulisan ini ditulis adalah \$40. Counter ini sepi sih, kayaknya kebanyakan orang sudah ngurus online aja jadi gak perlu ngantri-ngantri lagi di imigrasi. Cara kedua yang jauh lebih mudah. Yaitu melalui jalur online. Pemerintah Sri Lanka sudah menyediakannya di situs <http://www.eta.gov.lk>

Untuk pengurusan visa online gak perlu dokumen apapun yang diattc. Cukup siapkan kartu kredit untuk membayar biasa visa + paspor aja.

Langkah Pertama dari sini langsung pilih bahasa aja → Klik short visit dan apply → Langsung klik I Agree → Pilih apply for an Individual.

Saya kerjain 2 visa untuk saya sendiri dan Matt. Jadi mesti masuk 2 kali ke website →Isi semua data yang diperlukan, cek ulang lalu next ke bagian konfirmasi dan pembayaran. Semudah itu

Pembayaran bisa dilakukan dengan kartu kredit, jadi jangan khawatir. Setelah dibayar kita akan dapat email pemberitahuan dari website. 3 tahun lalu saya langsung dapat email konfirmasi kalau pengajuan visa di approve itu sekitar 10 menit. Kemaren hampir 2 jam. Sementara punya Matt hanya 30 menit saja. Setelah diapprove yah udah boleh diprint atau gak usah sekalian soalnya pas nyampe di airport, petugas imigrasi gak minta form visa tersebut haha. Beda sama India yang harus diprint dan dikasiin ke petugas. Petugas imigrasinya pun baik banget. Sempet2nya ngajak saya ngobrol. So.....siap untuk ke Sri Lanka?

NINE ARCH BRIDGE ELLA – SRI LANKA: Everything You Need to Know
(April 22, 2019)

Nine Arch Bridge namanya. Mungkin hanya jembatan biasa yang kata temen saya bisa ditemui di Jawa Barat haha. Nine Arch Bridge yang terkenal ini terletak diantara stasiun kereta api Demodara – Ella. Berdiri di tengah-tengah kebun teh, hutan pinus, kebun sayur rakyat dan pohon-pohon pisang. Pergilah ke Sri Lanka maka Nine Arch Bridge menjadi salah satu tujuan wisata yang harus dikunjungi karena sangat Instagramable.

Nine-Arch Bridge, atau ‘Ahas Namaye Palama’ yang berarti jembatan sembilan langit di Sinhala, adalah keajaiban teknik bangunan. Dibangun pada tahun 1921, seluruhnya terbuat dari batu bata dan semen tanpa satu pun baja.

Dibangun saat kolonial Inggris untuk keperluan transportasi. Kebayang gak ribetnya bangun jembatan ini hehe. Nine Arch Bridge bisa dikunjungi dari berbagai titik. Mulai dari stasiun kereta Ella (ini yang paling gampang) karena hanya perlu jalan kaki sekitar 30-45 menit menelusuri rel kereta api. Bisa juga dari Ella Guest House seperti kami yang akhirnya masuk dari atas bukit turun ke bawah. Maksudnya jalannya mesti naik turun. Capek tapi pemandangannya berbeda. Kita bisa lihat jembatan dari atas. Bagus apalagi kalau ada kereta yang lewat.

Ada juga yang masuk dari punggung bukit Mini Adam's Peak. Biasanya kalau pagi ada banyak turis yang naik ke Mini Adam's Peak untuk melihat matahari terbenam dan turun ke Nine Arch Bridge. Tadinya kita berencana seperti ini juga apa daya gak bisa bangun pagi apalagi kalau harus mendaki bukit haha. Cara termudah tapi mungkin agak lebih mahal adalah minta diantar supir tuk-tuk dari kota Ella dengan harga sekitar 1000 – 1500 rupee langsung ke tunel. Cara lain naik tuk-tuk dengan ongkos 300 rupee langsung ke Cafe Umbrella. Nanti turun ke bawah ngelewatin hutan-hutan kecil. Kita nyoba ini juga.

Kebanyakan orang datang ke sini sebenarnya cuma buat foto-foto aja sesuai dengan foto-foto yang seliweran di IG. Gak jarang saya lihat beberapa orang (cewek sih terutama) yang nyocokin posisi dengan foto di IG supaya persis sama haha. Usaha ya. *Anything for Instagram*. Saya dan Matt lebih karena pengen liat keretanya lewat makanya kami di sini dari pukul 07.50an sampai 12 lewat haha. Segitu sukanya dengan kereta juga sih. Lagian kereta yang lewat itu beneran

layak ditunggu. Bagus banget. Kita motret dari samping, atas bukit, tunnel bahkan ketika jalan pulang kembali ke Ella.

Jadwal kereta yang lewat di sini sebenarnya harus dicek di stasiun ya, soalnya berubah-ubah. Saya sempet megang timeline kereta tapi ternyata sudah berubah. Pertama sekitar pukul 06.00 pagi, lalu 09.10, 11.50, 12.30 dan 01.15. Nanti di siang -sore ada jadwal lain lagi tapi kalian harus cek haha. Saya lupa karena emang gak nunggu sampe sore. Waktu terbaik mengunjungi Nine Arch Bridge menurut saya sebenarnya pagi hari pas matahari baru terbit tapi kayaknya gelap banget juga ya haha. Mungkin antara jam 8-10 pagi karena di atas jam 9 jembatan ini ramai banget. Banyak orang terpaksa ngantri untuk foto. Paling lucu kalau kereta lewat, begitu kelar semua orang tepuk tangan haha.

Selama nunggu kereta saya dan Matt minum kelapa muda (king coconut yang warnanya kuning) di pinggir jembatan (ada bapak yang jualan kelapa sekalian berkebun tomat) dan nawarin kita makan tomatnya (gratis katanya.) lalu setelah kereta pertama lewat, kami naik ke atas untuk minum kopi di cafe Ansaka. Kalian bisa cek IG saya untuk liat videonya. Sebenarnya kalau kalian suka banget kereta api kayak kita ada beberapa hotel yang kita rekomendasikan untuk ditinggalin karena tinggal buka kamar aja langsung kelihatan haha. Salah satunya adalah kamar di Cafe Ansaka yang bisa langsung melihat kereta tapi masalahnya adalah letaknya kurang enak kalau kita mau ke kota atau keluar karena harus naik turun. Hotel lainnya adalah Nice Arch View yang selalu penuh hehe.

Pengalaman Safari di Taman Nasional Yala – Sri Lanka (April 15, 2019)

Seperti cerita sebelumnya kita sebenarnya punya rencana ke Sri Lanka untuk safari itu bulan September 2016. Trus gak jadi karena waktu itu Kitas -Matt belon kelar. Jadilah tiketnya hangus dan kita berdua kesel setengah mati. Setelah itu rencana ke Sri Lanka kayak yang pergi gak ya....pergi gak ya....sampai bulan lalu kita kan ulang tahun pernikahan dan awal bulan April ulang tahun saya kepikiran lagi pengen Safari setelah bulan September tahun lalu pun gagal pergi safari di Kenya dan Tanzania lagi-lagi karena urusan ijin tinggal Matt di Indonesia yang lambat banget. Paspornya ditahan.

Tepat ulang tahun saya kita berada di taman nasional Yala di Sri Lanka. Tujuan utamanya mau liat leopard. Ada banyak sekali taman nasional di Sri Lanka dan semuanya bagus-bagus tapi kalau kamu pengen liat leopard maka taman nasional yang harus dikunjungi adalah Yala. Kami menginap di Wild Cinnamon Yala yang letaknya persis di pintu masuk taman nasional. Tadinya kita mau Glamping aja tapi 1 hari sebelum berangkat ke Yala Matt berubah pikiran pengen nginep di hotel resort aja. Kebetulan banget hotelnya pun bagus banget. Dari hotel aja kita sudah bisa dapat melihat banyak sekali binatang liar. Serulah. <https://www.naturalworldsafaris.com/asia/sri-lanka/cinnamon-wild-yala>

Untuk safarinya sendiri kita menggunakan King Safari yang juga sama, kita baru cari 1 malam sebelum berangkat ke Yala. Matt coba email mereka dan responnya cepet banget. Jadi akhirnya setelah email back and forward dan bertukar no WA, kami pun sepakat untuk menggunakan jasa Yala Kings Safari untuk paket full day. Biasanya orang safari sekitar 4-5 jam di pagi atau sore.

Jarang yang ngambil seharian penuh karena capek sih sebenarnya terlontar-lontar di atas truk. Untuk paket kita kebetulan private tour jadi gak sharing truk dan harganya USD 160 + tip.

Pagi-pagi jam 5 supir dari safari sudah jemput kita. ORangnya kecil, namanya Ishara. Dia ramah banget. Abis kita naik truk, trus ke tiket counter ngambil nomor (dapat no 32) dan harus nunggu sampai jam 05.30 untuk antri tiket. Setelah dapat tiket, kita ngantri lagi sampai pintu taman nasional di buka sekitar pukul 06.00 pagi. Jadi sambil nunggu banyak banget yang ketiduran lagi. Pagi itu ada sekitar 150an truk dan nanti sorenya juga ada sekitar 150an truk. Banyak ya. Matt dan saya sempet sedih juga sih, karena takut ganggu binatang-binatang ini.

Keseruan dimulai sebenarnya sejak kita mulai naik truk. Jadi setiap supir maunya bisa gak lama-lama ngantri beli tiket, masuk ke pintu taman nasional, pokoknya maunya secepatnya karena makin sepi hutan makin bagus atau makin ada kesempatan untuk melihat hewan-hewan liar. Jadi mereka nyetir kayak gila banget. Supir kita si Ishara saya lihat orangnya agak lebih sabar dan gak terburu-buru. Banyak dia hati-hati banget dan masih sempet ngobrol sama kami berdua karena Matt trus tanya-tanya.

Jam 6 begitu pintu dibuka, masuk deh semua truk. Semua supir punya rute sendiri. Makanya di sinilah keberuntungan kita mulai berlaku haha. Memang sama-sama di satu taman nasional tapi belon tentu bisa beruntung melihat leopard yang menjadi primadona Yala. Saya dan Matt bahkan sempet deg-deg'an banget. Kita berdua tau banget kalau masuk ke hutan itu bukan berarti bisa langsung lihat.

Makanya kita nyoba segala kemungkinan kayak ngambil safari seharian penuh, minta driver yang bagus, kalau perlu minta guide yang biasanya ranger dari taman nasional. Untuk ranger biasanya dibayar pake tip sekitar USD 25-30 dollar.

2 jam pertama kami berputar-putar diberbagai penjuru. Oya taman nasional ini hanya membuka Blok 1 dan 2 saja untuk pengunjung safari. Jadi akhirnya kita gak terlalu merasa bersalah lagi. 2 blok yang dibuka itu gak terlalu luas dibandingkan keseluruhan taman nasional. Gila ya, management taman nasional di Sri Lanka bagus banget lah.

Seperti yang saya sebut di atas, Ishara jauh lebih sabar dibanding supir-supir yang lain. Dia bisa nunggu hampir 15 menit di satu tempat padahal orang-orang lain sudah kabur. Pas kita nunggu akhirnya kita bisa santai liat binatang liar lainnya. Saya dan Matt selama safari trus mensugesti diri kalau apapun yang kita lihat harus di-appreciate. Kalaupun liat leopard atau gajah berarti kita beruntung banget. Ehhh.....30 menit pertama saya lihat gajah jantan nyebrang jalan sambil lari terbirit-birit karena ada beberapa truk yang juga ngikutin. Ini aja kita sudah Alhamdulillah banget.

Trus kita juga lihat puluhan jenis burung, ayam jantan khas Sri Lanka, lalu ada binatang kayak berang-berang lagi jalan dipinggir jalan. Asli ini kayak perkampungan gitu haha. Aduh saya seneng banget lah. Ishara masih konsentrasi dengan pencarian leopardnya. Dia bilang dari rute dia biasanya ada induk dan 3 anak atau 2 leopard yang sering lewat. makanya dia muter-muter. Gak lama kita denger suara gajah ngamuk-ngamuk. Kenceng banget. Matt bilang gila.....ini bener-bener amazing. Matt itu 5 tahun loh, tinggal di dalam hutan. Pernah dikejar-

kejar gajah di hutan di Thailand. Makanya dia rada takut dekat gajah karena mereka emotional terutama yang jantan dan sangat kuat.

Di Yala ini sebenarnya kita gak susah-susah amat sih liat binatang tapi emang kalau leopard, gajah dan beruang itu yang paling dicari-cari dan susah banget. Katanya kadang-kadang mereka gak liat apapun eh tiba-tiba ada beruang nyamperin. Trus dari semua truk yang masuk belon tentu juga beruntung. Makanya ada yang sampai berkali-kali datang ke Yala karena penasaran tapi bukan berarti gak ada yang beruntung. Saya dan Matt termasuk orang-orang yang beruntung sampai-sampai Ishara gak bolehin kita ngobrol sama sesama tamu dari tour lain karena akhirnya bikin mereka stress (soalnya belon liat leopard) haha. Serius, ini becandaan saya sama Matt “Ishara nanti nyombongnya pas keluar safari dengan sesama supir di warung, trus semua tamunya nyombong di bar sambil minum sore-sore” terbukti hahaha.

Setelah putar sana sini, nungguin bahkan sampai bikin saya mulai agak khawatir gak liat leopard, eh sekitar pukul 8 pagi, tiba-tiba Ishara putar balik lagi ke arah sebelumnya kita nungguin. Dari jauh ada beberapa truk yang kasih kode ke dia supaya jangan melaju dan berhenti. Ada sekitar 5 -7 truk di depan kami dan kami diseberangnya. Ishara “Madam....do you see a baby leopard?” saya sambil nyalain kamera sambil nangis haha. Satu anak leopard berdiri santai di jalan diantara truk kami dan 7 truk lainnya. Aduh....rasanya koq kayak gimana banget ya. Trus gak cuma satu tapi 3 anak leopard. Matt sampai meluk-meluk saya karena kami berdua terharu banget. Ini safari pertama kalinya untuk kami berdua dan semua tau betapa saya terobsesi dengan kucing besar dan hewan besar.

Rasanya melihat dengan kepala sendiri leopard di habitatnya itu kayak bikin dada saya mengembang sampai sesak hahaha. Terlalu bahagia.

Setelah mereka nyebrang jalan dan masuk ke hutan, Ishara langsung memutar balik truknya dengan cepat lalu melaju cepat ke titik yang lain. Katanya biasanya mereka akan lewat di sini. Saya dan Matt menanti sambil deg-deg'an sama seperti sekitar 15-16 truk lainnya yang juga menunggu si leopard lewat. Gila berisik banget dan sibuk banget. Semua orang pengen liat. Di sinilah posisi truk dan kelihaihan supir dipertaruhkan. Di sini juga saya bisa ngerasain enakunya private tour karena kami leluasa lari ke sana sini untuk ngeliatin binatang. Leopard ini geraknya cepet banget. Hampir rata-rata kita lihat kurang dari 3 menit.

Tak lama induknya pun muncul. Matt yang lihat sambil memutar kepala saya haha. Ibunya cantik sekali walau sedikit kurus lalu diikuti 3 anak yang terlihat takut-takut dan ragu-ragu. Gak jarang mereka berhenti sambil tingak tinguk. Asli saya nangis deh haha. 4 leopard yang kami lihat hari itu. Rasanya pengen lihat lagi tapi saya tahu agak susah kemungkinan kita bisa lihat. 4 aja jarang-jarang orang bisa lihat. Ada temen Matt yang sudah berkali-kali ke Yala sampai hari ini belum pernah lihat induk leopard dan anak.

Setelah itu kita berputar-putar lebih santai. Kita juga lihat 12 ekor gajah seharian itu. Jumlah yang cukup banyak loh, berbagai macam burung, dan masih banyak lagi. Jam 12 siang, kita semua istirahat di pinggir pantai. Ada 11 truk yang hari itu mengambil paket seharian. Ada yang gak lihat leopard, sebagian liat 2 ekor aja, sebagian liat 4 ekor seperti kita dan masih banyak yang penasaran seperti

kami juga haha. Jam 2 siang kita mulai lagi safarinya sampai pukul 5 sore. Sayangnya karena terlalu panas hampir gak ada lagi hewan yang keluar kecuali sebagian besar gajah kehausan, kerbau air, rusa dan binatang lainnya dipinggir danau.

Ini salah satu perjalanan dan perayaan ulang tahun paling berkesan yang pernah saya punya. Sekarang bingung deh mesti bales apaan untuk Matt haha.

Tips Safari di Yala :

01. Cari penginapan yang dekat dengan taman nasional sehingga kita masih bisa lihat hewan liar lainnya. Hotel kita saking dekatnya dgn taman nasional sampai setiap hari katanya didatangi gajah haha.

02. Pilih Paket safari dari tour operator yang terpercaya. Saya puas banget dengan pilihan kami si Kings safari Yala.

03. Kalau bisa ambil paket seharian penuh. Kalau kemahalan ambil paket yang 4-5 jam tapi di pagi hari karena kemungkinan terbesar untuk melihat leopard dan hewan lainnya itu pagi-pagi. Matt sendiri mengaminkan karena dia lama kerja di hutan. Pagi-pagi itu waktu terbaik.

04. Hargai apapun yang kita lihat di hutan. Ingat, mereka hewan liar yang gak bisa kita atur hehe.

05. Jangan buang sampah sembarangan karena ini hutan

06. Jangan merokok karena hutan semak belukar yang kering kayak gini ngeri banget kalau terbakar.

07. Bawa topi, sunblock dan tutup hidung karena panasnya luar biasa.

08. Waktu terbaik mengunjungi Yala adalah bulan Feb – Agustus. Agustus sebenarnya paling bagus tapi karena kita pergi untuk perayaan ultah jadi yah, gak bisa berangkat Agustus haha.

09. Minum yang banyak tapi lagi-lagi jangan bikin kotor!

10. Good luck

APPENDIX II

Blogger 1 / Trinity / <http://naked-traveler.com/>

THE BEAUTY OF BOSNIA & HERZEGOVINA! (April 30, 2019)

Huh? Where is it? Isn't it war again? Bosnia and Herzegovina country (yes, the name is two, used the words "and" also) located on the Balkan peninsula, Southern Europe but in the East. The war is long over. More than 20 years ago. If you still remember the Bosnian war, you are *quite* old. The history of this country is very interesting. There are three president! Next time I write it on this blog. In the meantime, I give the first description of the cool tourist destinations and the week-long itinerary.

Sarajevo

Sarajevo (read: Sarajevo) is the capital of Bosnia & Herzegovina. *Just* walk straight to the old city, starting from Bašaršija which was built in the 15th century. Along the way, there are restaurants, cafes, souvenir shops, and small Bosnian boys. There is indeed a place to be seen. Uniquely in one area opposite, there are mosques, Catholic churches, Orthodox churches, and synagogues. Don't forget to go to Vijećnica (City Hall), the most beautiful building and interior. Museum history of the city of Sarajevo. 100 meters away including the Latin Bridge where Franz Ferdinand was killed, which caused World War I.

What is proud of is visiting the Istiqlal Mosque. His name is indeed the same as that in Jakarta because the mosque in Sarajevo was indeed given by the Indonesian people to Bosnian society in 2001 as a symbol of solidarity and

friendship between countries. Seeing Sarajevo from above can take the cable car to Trebevic at an altitude of 1,627 meters. When I went there in April 2019, it was still covered in snow. Walking to lunch at the cool Pino Nature Hotel is rather difficult because of the super slippery ice. If you want a nightlife *like* Bosnian young people (who are Muslim majority and don't drink alcohol), *just* go to the shisha bar everywhere. The music was frenetic but no one was dancing, *just* sitting sucking the shisha while rocking the head.

Travnik

The former capital of Bosnia in 1699-1850 was 1.5 hours from Sarajevo. Many historical heritage buildings of the Ottoman era, such as houses, mosques and clock towers. Go up to the hilltop fortress so you can see the beautiful medieval city from above. As a writer, the most memorable when I visited Ivo Andric's house. He was a Nobel Prize-winning Yugoslav writer in literature in 1961. His home in Travnik was made a memorial museum containing life history and books of his work.

Jajce

In the midst of a trip between Travnik and Bihac, stop by the city of Jajce which is squeezed by the mountains. The high of the waterfall is 22 meters and has emerald green water with background this Bosnian houses are *very* beautiful! Not far away, there are Mlincici-water mills built during the Austro-Hungarian period (1867-1918). These were in the form of wooden houses whose river water

moved wheat grinding machines. Don't forget the coffee on the edge of the blue waters of Lake Pliva against the background of snowy mountains. **Duh, beautiful!**

Bihac

From Jajce, have lunch at Etno Village Cardaklije which is a residential complex typical of 19th-century Bosnian countryside in the middle of fields and forests. Traditional Bosnian foods that use natural ingredients are produced by themselves from their farms, such as bread, meat, and cheese. Alcoholic beverages (containing 40-50%) are typically Rakija made from plums or pears. **Beuh, delicious!** Half an hour's drive from there is mandatory to Una National Park, which is located on the Croatian border. The entrance which is still this land has spoiled the eyes because it is along a blue river! Immediately head to Štrbacki buk - a magnificent waterfall as high stratified. **Widih Beautiful!**

In the city of Bihac, stay at the Opal Exclusive Hotel because it is located right on the banks of the blue waters of Una. All the balcony rooms window face this beautiful river. Try to wake up early to see a magical sunrise. Another option is the Natura Art Hotel located in Una National Park. The model of the building is made traditional, but what makes it surprised is the vast land on the banks of the Una River, which has blue water and is surrounded by forests - *very enjoyable for relax!* The river can be used for swimming and for white water rafting.

Banja Luka

The capital of this ethnic Serb-dominated Sprska Republic is beautiful too. The blue Vrbas river divides the city. On the edge there are many people fishing and sunbathing because they are clean. *Just* have lunch at the Kazamat restaurant located inside the Fortress Castle while looking at the city view. Oh yeah, order food called Teletina ispod saca - veal traditionally cooked under a hot metal lid. Crazy, delicious!

Then *just* walk around the Old City, such as the Saint Bonaventure Cathedral, the Christ the Savior Orthodox Church, Banski Dvor (Governor's Palace), and the Ferhat Pasha Mosque. The most interesting is the Republic of Srpska Museum which contains history from the stone age to the Bosnian war. But the terrible thing is the horror display of the Ustaš concentration camps, dubbed the "Balkan Auschwitz" because of the murder hundreds of thousands of people in horrific ways such as sawed heads and boiled humans! Get out of there, I'm sick!

Mostar

The most visited city of tourists is Mostar, which is the center of the administration of Herzegovina. From Sarajevo it takes around 2 hours to drive. The scenery along the road is amazingly cool with its turquoise-colored rivers and layered in layers. The city itself is beautiful. Centered on the most iconic Stari bridge and included in the UNESCO World Heritage Site. About an hour drive south from Mostar, obliged to Kravice Waterfall. The wide waterfall is *really*

beautiful with bluish water! For followers of the Catholic religion, you must go to Medugordje, which is located not far from the waterfall. There the place of the apparition of the Bunda Maria was on the six children of the village. No wonder Medugordje is the number three religious place most visited by tourists in Europe after Lourdes in France and Fatima in Portugal.

It's still around, stop by at Pocitelj. The city since the 15th century which is on the karst hillside on the banks of the Naretva River is *very* beautiful. Then take your lunch at Blagaj, open at the Ethno House restaurant on the banks of the Buna River. The trout fish is delicious like a champion in the class! Must visit Blagaj Tekke - a beautiful Sufi house visited by 600 years is located under a rock cliff and a blue river bank.

GREEN CEMENT FACTORY (April 14, 2019)

The invitation to be a speaker about #Building the Good Through Social Media held on the UI SI campus (Semen Indonesia International University) on April 11, 2019, made me set foot in Gresik for the first time. Wow, this campus is *really* cool because the building occupies a former cement factory! The interior is *very* Instagramable, especially the small library (especially having the book "The Naked Traveler")! After driving around I was more curious and asked to be invited to take a walk to the real factory. Gresik is famous for being the site of the first cement factory owned by the Indonesian nation since 1957 and the forerunner of the largest cement company in Indonesia. So far, I know "Semen Gresik", but it turns out that since 2013 the company has changed its name to PT Semen

Indonesia (Persero) Tbk. Its subsidiaries include Semen Padang, Semen Tonasa, Thang Long Cement Vietnam and Solusi Bangun Indonesia (ex Holcim). This BUMN (State-Owned Enterprise) company is indeed the head office in Gresik, but it turns out the biggest factory is located in Tuban.

I also *just* learned that to make cement it needed the main ingredient in the form of limestone and clay. Both materials are obtained from mining natural resources. The union of these two materials is done in the factory, so the two mines must be close to each other. Some of the green Gresik turns out to be a former cement mine. Because the mine was already inactive, the mine moved to Tuban, a 2.5-hour drive from Gresik.

I was invited to walk to the Bukit Daun Arboretum (botanical garden). So-called because when viewed from above the shape is *like* a leaf. This beautiful green garden covering one hectare contains rare plants, such as date palm trees, calista, resin, agarwood, and olin. In front of it is the Bukit Herbal Arboretum which contains a collection of medicinal plants, such as pepper, onion dayak, galangal, red ginger, white turmeric, and yellow turmeric. There is also a Pruning Garden in the form of eucalyptus trees. The breeze and the sounds of various wild birds add to the comfort of the garden.

"Of the total 752 hectares of mining land, there are 200 hectares that have been reclaimed. The rest is not yet because it still functions as a limestone mine," explained Mr. Eko Purnomo, Head of the Tuban Plant Reclamation Section. This eco-friendly mining practice is what Semen Indonesia wants to show to the general public. Every afternoon the park is crowded with locals, ranging from

groups of selfie-loving mothers to young people dating. Sometimes there are also groups of school children who study nature. All free entry with opening hours from 15:00 to 17:00 on Monday-Friday and 08.00-17.00 on Saturdays and Sundays. The information board about plants and the importance of reforestation are clearly displayed so that everyone gets new knowledge.

From the Arboretum, which is located on the hill, it can be seen from a distance of white sand beach. Apparently it was the chalk mine (top photo). Around it are overgrown with green forests that cover factory land and mines. Pipes for transporting mining products and limestone crushing plants are almost invisible because of trees. His voice was not noisy. The factory is identical to the discharge of dust from a giant chimney, but I did not see any dust at all coming out of this Semen Indonesia plant in Tuban! "If there is dust it means that there is something that is not true and must be repaired," explained Mr. Eko again.

Not far from there, I was invited to a clay mining field. I imagine it would be *like* in a muddy dirty pool, it turns out, it's very green and neat! The entrance is *very* shady because it is overgrown with large tall trembesi trees. That afternoon, many local youths were fishing in the surrounding ponds. It turned out that the pools were former clay mines!

The abundance of fish in the pond indicates the former mine is *very* safe. This former mine is about 4-6 meters deep, the water is obtained purely from rainwater. The water was also made irrigated to irrigate the surrounding rice fields. The rice fields were harvested only once a year so it could be three times a year thanks to the flow of water from the embung. In addition there are also

nurseries and farms which will later be developed into edu-tourism land. Visit to the Semen Indonesia factory and mine land in Tuban that day *really* added to my insight and knowledge. Suitable with the principle # Build Strength # Advancing Indonesia. Salute!

Blogger 2 / Marischka Prudence /

<https://marischkaprudence.blogspot.com/2019/04/tokyo-shopping-isetan-mitsukoshi.html?m=1>

Life Is An Absurd Journey

There's always something special about shopping in Japan. Unique and quality items, details on packaging and presentations, layout malls that make us not want to go out and *really* tempting food. This time I visited several department stores, shopping malls in Tokyo: Isetan Shinjuku, Mitsukoshi Ginza, and Mitsukoshi Nihombashi. **What's there?** **Hmm**, of course, things that spoil the eyes and are tempting to shop.

ISETAN SHINJUKU

Getting around Isetan Shinjuku takes a not short time. There are two buildings that are fused, Main Building and Men's Building. As the name implies, Men's Building is filled with various products for men ranging from clothing, accessories, shoes, and others. I stopped for a long time at NEIGHBORHOOD, a Japanese streetwear brand by Shinsuke Takizawa and noticed an interesting

collection there. There are many brands available in Isetan Shinjuku, starting from international brands and local Japanese brands.

In Main Building there are more collections of products for women (YASSS). Adorable sleepwear and sleep accessories, a simple and chic collection from a local Japanese brand and there are *so* many hats that make it *very* difficult for me to make a choice (*too many good choices haha!*) And now let's move to the food choices:

HATAKE CAFÉ (Isetan Shinjuku)

This cafe is perfect for resting lunch after or before shopping or *just* enjoying coffee between activities around Isetan. Even though it is located in a shopping mall area, Hatake Cafe is located on the edge so it feels calmer and suitable for relaxing. This cafe with the concept of "garden" has a variety of thematic menus in different seasons and because we came in the blooming season of cherry blossoms, Andre Sarwono (makanteruss.com) who came with me immediately tried Cherry Blossom Fair (souffle pancakes), and I tried Hatake Veggie Special Lunch Set.

DEPACHIKA (Isetan Shinjuku)

This place is *SOOOOO INTERESTING!* In Main Building B1, precisely in the food area, Andre and I always lost focus because of various tempting foods, ranging from fresh-looking fruits, such as large strawberries, or *very* unique Japanese white strawberries. This white strawberry is the result of Japanese

plantations arranged in such a way that strawberries receive less sunlight so that the elements that make red strawberries (anthocyanins) are also less and make white strawberries. To get white strawberries, you also need more effort because generally only 10% of strawberries will become white, so it's natural that white strawberries are much more expensive. **Curious right?** Not only Japanese fruits, in Isetan Shinjuku there is also a *very* complete wine, beer, and sake area. We can also try wine tasting in this area. Then we (again) lost in the food area. There are *so* many snacks and *very* interesting cakes with a *very* beautiful look that looks *really* good, yummy!

ROOFTOP ISETAN SHINJUKU

I didn't expect there was a rooftop area that was very comfortable in Isetan Shinjuku. In fact, we can find cherry trees here! The Isetan Shinjuku rooftop area is *very* spacious, there is a wooden deck area to relax in, a walking path and a small garden complete with beautiful flowers and cherry trees blooming in the spring! YAY!

MITSUMUKOSHI GINZA

We arrived at Mitsukoshi Ginza around 10.20 and it turned out that there were already many people waiting in line to enter Mitsukoshi Ginza. Japan is indeed famous for its culture on time and it is *very* interesting to see Mitsukoshi Ginza employees ready at the door (in the inner area) but neatly standing to wait at exactly 10:30 to open the glass door. Previously I had toured Mitsukoshi Ginza

while accompanying my mother to shop. From the entrance, we can see rows of accessories such as bags and hats and women's clothes. **Well, from this area we go directly to Depachika (another food area!).**

DEPACHIKA (Mitsukoshi Ginza)

It's great to enjoy wandering around Mitsukoshi Ginza in the spring because lots of cherry-themed snacks and snacks are packed so beautifully! Imagine a row of pink foods with a cherry theme! I can't bear to try this jelly with an edible flower! Andre and I even brought this cherry jelly to the front area of Mitsukoshi Ginza where there was a cherry tree which was intentionally placed in front of one of Mitsukoshi Ginza's entrance. PINK FEELING!

KOBE GYUNTA (Mitsukoshi Ginza)

In Okonomiyaki this restaurant we can see directly making okonomiyaki, or even make yourself on the grill on each table. But because we still want to have more time to enjoy driving around Mitsukoshi Ginza, we chose to enjoy the finished okonomiyaki hehe

TERRACE GINZA (Mitsukoshi Ginza)

At Mitsukoshi Ginza, there is also a roof terrace to relax. We can even bring food to be enjoyed at this Mitsukoshi Ginza roof area. In addition, there is also a small shrine in the terrace area.

MITSUBUKOSHI NIHOMBASHI

If you are looking for high-end products, Mitsukoshi Nihombashi provides many choices. Mitsukoshi is the oldest department store in Japan and a map of the location and appearance of Mitsukoshi Nihombashi can be found on the path to the train right next to Mitsukoshi Nihombashi. We come at the Hanabana-sai or flower festival so many Mitsukoshi Nihombashi's sides were "dressed up" in a refreshing yellow color. From the entrance we can enjoy the renovated ground floor area with white ambiance by Japanese architect Kengo Kuma. This floor is filled with cosmetics and skin care and accessories. In the middle hall, our attention will be drawn to the *very* massive sized statue, the Magokoro Statue, which took 10 years of manufacture until finally installed at the main hall Mitsukoshi Nihombashi in 1960.

DEPACHIKA (Mitsukoshi Nihombashi)

We went back to "go crazy" at Depachika Mitsukoshi Nihombashi which was filled with food and snacks that were mostly sakura season themed from cakes, mochi, Dango until chips.

CLUB DAY (Mitsukoshi Nihombashi)

The Harie Club is popular with Baumkuchen which means "tree cake" in German. This name represents a cake that has lines *like* age veins on a tree when cut. At the Harie Mitsukoshi Nihombashi Club, we can also see the direct making of the interesting Baumkuchen. The batter is continuously added to a kind of long

roller that produces a cylindrical cake with a hole in the middle and layers which causes the line to be cut.

LANDMARK (Mitsukoshi Nihombashi)

A *very* diverse menu makes the Landmark suitable as a family restaurant. Starting from the Japanese menu, pasta, desert and kid's menu are in Landmark. One of the famous landmarks in the City is Kids' Bento which is served on a train-shaped plate, complete with steam from dry ice.

MITSUKOSHI NIHOMBASHI (Chuo City, Tokyo)

So, **are you ready to shop in Japan?** :) * prepare empty luggage *

Blogger 3 / Noni Khairani / <https://nonikhairani.com/>

Anuradhapura Old City Sri Lanka (April 29, 2019)

I never thought that Sri Lanka kept a *very* interesting history until 1 day before leaving, Matt came home from the office with a story about Jetavanaramaya which was one of the tallest buildings in the world after the Pyramid of Khafre and Kufu. With a height of 122 m and an area of 5.6 ha, it is appropriate that this building was crowned one of the highest. Due to this building finally got on a plane to KL, we were still hesitant between booking hotels in Anuradhapura or directly to Kandy. In fact Matt still wanted to see Jetavanaramaya so when we arrived at KL, we booked a hotel in Anuradhapura. From Negombo city to Anuradhapura we rented a car for 2 full days. Car rental

costs for 2 full days 155 Euros for the route (Negombo - Anuradhapura - Kandy.) From Negombo to Anuradhapura by car (our drivers drive relaxed and the roads are *really* good there) about 4-5 hours.

Actually from Negombo to Anuradhapura, if I'm not mistaken, there are trains and buses at prices that are certainly cheaper, but the problem is we don't have *too* much time and see the heat of Sri Lanka, it feels *like* we both would *really* talk if we have to take a bus / train other than of course we also don't want to lose *too* long on the streets. Anuradhapura is an ancient city that was first built in 900 BC. This city was once the capital of the Sinhala Kingdom until 1100 until then the capital moved to the south, which we know better as Siem Reap. In the city of Anuradhapura also commonly called the ancient city, Sacred City, and Holy City. The best way to play here is actually going to many old buildings that are *really* big in size.

Tips, bring socks to surround these ancient places because the average visitor is not allowed to use hats and footwear. Socks allowed. Matt's feet got hot from the floor because the stone floor was unusually hot. Oh, yes, before entering Jetavanaramaya, we are required to buy a canal ticket for USD 25. *Quite* expensive, yes even when compared to the canal ticket in Siem Reap which is only around USD 20 for 2 days. But when we enter the Stupa area, we don't regret it, but we also pay that much because it is *really* well maintained. Clean, the trees are well maintained, some birds and primates roam freely and look healthy, the signposts are complete and the museum area which is also the place to buy tickets is also *very* interesting.

Kuttam Pokuna

Kuttam Pokuna is more *like* a Segaran pond in Trowulan, East Java. I swear I can't stop thinking about the Majapahit kingdom's heritage pool when I saw this twin pool which was once a bathing place and this building is recognized as an achievement in hydrological techniques in the Sinhalese era.

Samadhi Statue

I did not go inside, *just* Matt because lazy to open sandals hehe. I swear, one of the problems here is to open sandals and have to walk on rocks that are insanely hot. Here I see a hornbill freely jumping while eating. **Ouch**, it feels *like* I can't believe I can see birds *like* this wander everywhere.

Sandakada Pahana

Or commonly known as Moonstone. This place is quiet but *really* good. **Ouch**, if only there was a photo shoot here it would be *really* good because the falling sun's light was pseudo yellow from between the trees. Great. This moonstone is a part of Sinhala architecture in ancient Sri Lanka. Usually often used exactly at the entrance or stairs. Come to think of it, also cool. I also saw this carving everywhere, especially restaurants, cafes or hotels.

Ruwanwelisaya

Actually, the form of Ruwanwelisaya stupas is normal. White and big. Already, but this is the largest stupa in Sri Lanka. It's *really* crowded until midnight, **I guess**. Many Buddhists from other countries come to this place to pray and perform religious rituals. Again we had to take off our footwear and walk *quite* a distance. The difference here is that some are already covered with synthetic grass carpet. Not bad. The worst thing is Matt, because he hasn't burned anything and has difficulty walking.

Jaya Sri Maha Bodhi

This Bodhi tree we both think is among the oldest trees in the world. More than 300 years old. According to the story this tree grows from the same tree roots in India. Crazy, that's *so* exciting haha. The problem is I still question, can the roots of trees pass through the ocean? Traveling in the old city of Anuradhapura is actually *quite* fun but we have to lose with time and weather. The oath does not bear the heat *like* being bitten by body skin. From *so* many stupas and old buildings, we can only see a few of these because of time constraints.

Visiting the Grinzing Tavern District-Viennac (APRIL 25, 2019)

Before continuing our trip to Budapest, we had a chance to visit a small village in Vienna. It's called Grinzing Tavern District. They say the village is famous for wine, folk songs and good cafes / restaurants. Travel time from Vienna to this village *maybe* around 1 hour by train and then on foot. **I think** we were

taking a bus **deh**, then stopped at a small village and walking. Left and right beautiful houses with hedges closed tightly. The village is *very* sweet. Adorable want to buy a house immediately haha.

Then we went to the main viewing post where to see the village from a height. There are also a number of restaurants here but because we think they want to drink and eat below (the maximum is in the village) so come here to take pictures and look at the village. Since we came before Spring, most of the trees and vineyards are still dry but if you look at the park or in the forest it starts to look like flowers are blooming. **Ughhhh** beauty. Which makes me *really* excited is actually the small village which is full of cafes and restaurants. **Ouch** want to directly packing the transfer haha.

After walking around the village, we finally decided to eat at a restaurant that was said to be famous for its wine. A *very* instagramable beautiful restaurant. **Ouchh**, if IG used to be like now, I would definitely take even crazier photos huahaha. **Ahhh** ... now I miss to go to Europe again

How to Make a Sri Lankan Visa Yourself (23 April 2019)

If there is the easiest visa creation I have ever done, Sri Lanka is the answer. Making the visa is not difficult at all, fast, clear and it seems like a scam is minimal like India. This is the second time I have taken care of a Sri Lanka visa. Rather, deg'deg'an is also because in the past I didn't get into this Ceylon country but I already made a visa. How about this if it's rejected because of this?

The problem can't be drawn anymore. Tomorrow I have to go to Sri Lanka so the day before leaving I also arrange an online visa for Matt and myself.

There are two ways to administer a visa or ETA (Electronic Travel Authorization) in Sri Lanka. First through the VOA (Visa On Arrival) line at the airport of arrival, the airport goes up to International Airport. I don't know the details of the process. But usually before the immigration counter there will be a separate office to take care of this VOA. The cost at the time of writing is \$ 40. This counter is very quiet, it seems like most people have taken care of it online, so they don't need to transfer to immigration again. The second way is much easier. Namely through online channels. The Sri Lankan government has provided it on the website <http://www.eta.gov.lk>

For obtaining an online visa you don't need any documents attached. Just prepare a credit card to pay for a regular visa + passport.

The first step, from here, just select the language → Click short visit and apply → Directly click I Agree → Select Apply for Individual.

I worked on 2 visas for myself and Matt. So you have to enter 2 times to the website → Fill in all required data, double check, then next to the confirmation and payment section. It's easy.

Payment can be made with a credit card, so don't worry. After being paid we will get a notification email from the website. 3 years ago I immediately got a confirmation email that the approve visa application was around 10 minutes. Yesterday almost 2 hours. While Matt has only 30 minutes. After printing, you can print it or don't have to worry about it when you arrive at the airport, the

immigration officer doesn't ask for the visa form haha. Unlike India, it must be printed and given to the officer. The immigration officer was *really* good. have an opportunity invited me to chat. So ... **ready to go to Sri Lanka?**

NINE ARCH BRIDGE ELLA – SRI LANKA: Everything You Need to Know
(April, 22 2019)

The Nine Arch Bridge is named. **Maybe** *just* an ordinary bridge that my friend said can be found in West Java haha. The famous Nine Arch Bridge is located between the Demodara - Ella train station. Standing in the middle of a tea garden, pine forest, people's vegetable garden, and banana trees. Go to Sri Lanka so the Nine Arch Bridge is a tourist destination that must be visited because it is *very* Instagramable.

The Nine-Arch Bridge, or "Ahas Namaye Palama" which means the nine sky bridge at Sinhala, is a marvel of building engineering. Built in 1921, made entirely of brick and cement without even one steel. Built during colonial England for transportation purposes. Imagine not complicated to build this bridge hehe. Nine Arch Bridge can be visited from various points. Starting from the Ella train station (this is the easiest) because you only need to walk about 30-45 minutes to explore the railroad tracks. Can also from Ella Guest House *like* us who finally entered from the top of the hill down to the bottom. The way it should go is to go up and down. Tired but the scenery is different. We can see the bridge from above. Especially if there is a train passing by.

There were also those who entered from the ridge of Mini Adam's Peak. Usually when there are many tourists going up to Mini Adam's Peak to see the sunset and go down to the Nine Arch Bridge. At first, we planned to do it *like* this, too, can we not wake up in the morning especially if we have to climb the hill haha. The easiest way, but maybe a little more expensive, is to take a tuk-tuk driver from Ella for around 1000 - 1500 rupees directly to the tunnels. Another way to take a tuk-tuk is to pay 300 rupees directly to the Umbrella Cafe. Later we go downstairs and skip the small forests. We try this too.

Most people come here actually *just* make photos according to the photos that go around on IG. Not infrequently I see some people (girls in particular) who match the position with photos on IG to be exactly the same haha. Effort Anything for Instagram. Matt and I are more because I want to see the train through, so we are here from 07.50 to 12 past haha. It's like that with the train too. The passing train is *really* worth waiting for. Really good. We shot from the side, up the hill, tunnel even when the way back to Ella.

The train schedule that passes here actually has to be checked at the station, the problem is changing. I held the training timeline but it turned out that it had changed. First around 06.00 a.m., then 09.10, 11.50, 12:30 and 01:15. Later in the afternoon, there will be another schedule but you have to check haha. I forgot because it didn't wait until the evening. The best time to visit the Nine Arch Bridge, **in my opinion**, is that in the morning *just* when the sun rises, it seems dark too, haha. **Maybe** between 8-10 a.m. because at 9 o'clock the bridge is *very*

crowded. Many people are forced to leave for photos. It's the funniest if the train passes, so everyone's applause finished clapping haha.

As long as I waited for the train, Matt and I drank young coconut (yellow coconut) on the edge of the bridge (there was a father selling coconuts and gardening tomatoes) and we ate tomatoes (he said free.) Then after the first train passed, we went upstairs to drink coffee at the Ansaka cafe. You can check my IG to see the video. Actually, if you *really* like trains *like* us, there are a number of hotels that we recommend to leave because you *just* have to open the room and look right haha. One of them is the room at Cafe Ansaka which can directly see the train but the problem is the location is not good if we want to go to town or get out because we have to go up and down. Another hotel is Nice Arch View which is always full hehe.

Safari Experience in Yala National Park - Sri Lanka (15 April 2019)

Like the previous story, we actually planned to go to Sri Lanka for the safari in September 2016. Then it didn't happen because at that time KITAS -Matt had not finished. The ticket is forfeited and we are both half dead. After that, I plan to go to Sri Lanka as if I didn't go go on, yeah ... until last month we will have a wedding anniversary and in the beginning of April I will think of Safari after September last year failed to go safari in Kenya and Tanzania again because of Matt's late residence permit in Indonesia. His passport was detained.

Exactly my birthday we are in Yala National Park in Sri Lanka. The goal is to see the leopard. There are a lot of national parks in Sri Lanka and all are good but if you want to see leopards, the national park that must be visited is Yala. We stay at Yala Wild Cinnamon which is located right at the entrance to the national park. At first, we *just* want to Glamping but one day before leaving for Yala Matt changed his mind to want to stay at a resort hotel. Accidental the hotel was *really* good. From the hotel, we can already see a lot of wild animals. Exclaimed.

To safari, we use King Safari, which is the same, we *just* searched for 1 night before leaving for Yala. Matt tries to email them and the response is *really* fast. So finally after emailing back and forward and exchanging WA numbers, we also agreed to use the Yala Kings Safari service for the full day package. Usually, people safari around 4-5 hours in the morning or evening. Rarely take a full day, because actually tried to throw it on the truck. For the package, we happened to be a private tour so there was no sharing truck and the price was USD 160 + tip.

In the morning at 5, the driver from safari has picked up us. A little person, his name is Ishara. She is *very* friendly. After we ride the truck, then go to the counter ticket to take the number (can be number 32) and have to wait until 05:30 to queue for the ticket. After getting the ticket, we will transfer again until the door of the national park is open around 6:00 a.m. So while waiting for a lot of people to fall asleep again. That morning there were around 150 trucks and later that afternoon there were around 150 trucks. Lots of yes. Matt and I were sad, too, for fear of disturbing these animals.

Actually, the fun started since we started riding the truck. So every driver wants to be able to buy a ticket so it's not a long time, get into the door of a national park, *just* want it as soon as possible because the more lonely the forest, the better or the more chance there is to see wild animals. So their drive *like* crazy. I see our driver Ishara is the person rather more patient and not in a hurry. Mostly she was *very* careful and still talked with the two of us because Matt always asked the questions.

At 6 o'clock when the door is opened, all the trucks enter. All drivers have their own routes. So this is where our luck begins to take effect haha. It is equally in a national park, but certainly not lucky enough to see the leopard that was the prima donna of Yala. Matt and I even got *really* excited. We both *really* know that going into the forest does not mean that you can immediately see. So we tried all possibilities *like* taking a full day safari, asking for good drivers, if necessary, ask a guide who is usually a ranger from a national park. For ranger usually paid using tips around USD 25-30 dollars.

2 hours first we around in various directions. Anyway, this national park only opens Blocks 1 and 2 for safari visitors. So finally we don't have too much resolution. The 2 blocks opened were not too large compared to the entire national park. Crazy, national park management in Sri Lanka is *really* good.

As I mentioned above, Ishara is far more patient than the other drivers. She can wait almost 15 minutes in one place even though other people have run away. When we wait we can finally relax and see other wild animals. Matt and I during the safari then suggested ourselves that whatever we see must be

appreciated. Even if you see a leopard or an elephant it means we are *very* lucky. **Ehhh ...** the first 30 minutes I saw a male elephant crossing the road while running around because there were several trucks that followed. Alhamdulillah we really have this.

Then we also see dozens of species of birds, typical Sri Lankan roosters, then there are animals like beavers on the roadside. Really is *like* a village like that haha. **Duh**, I'm *really* happy. Ishara is still concentrating on his leopard search. She said from the route he usually had a parent and 3 children or 2 leopards that often passed. So she scuttled around. Not long ago we heard the sound of an elephant going berserk. *Very* hard. Matt says crazy ... this is really amazing. Matt is 5 years old, living in the forest. Elephants have been chased in the forest in Thailand. So he was afraid of being close to an elephant because they were emotional, especially the male and very strong.

In Yala, we *really* don't bother to see animals, but if leopards, elephants, and bears are the most sought after and *really* difficult. He said that sometimes they didn't see anything, suddenly there was a bear that came up. Then from all the trucks that entered it would not necessarily be lucky. That's why there are people who come to Yala many times out of curiosity, but that doesn't mean there's no luck.

Matt and I are among those who are lucky to the point that Ishara doesn't allow us to talk to guests from other tours because finally, they make them stress (because they haven't seen leopards yet) haha. Seriously, this is my joke with Matt "Ishara

will connect later after finishing safari with fellow drivers in the stall, then all the guests boast at the bar while drinking in the afternoon" proved hahaha.

After turning here and there, wait even to make me start to worry a little, don't see the leopard, **eh** around 8 o'clock in the morning, suddenly Ishara turns back in the previous direction we wait. From afar there are several trucks that give the code to him so that they don't go and stop. There are around 5-7 trucks in front of us and we are crossed. Ishara "Madam do you see a baby leopard?" I turned on the camera while crying haha. One leopard child stood casually on the road between our truck and 7 other trucks. Ouch ... how do I feel like that? Then not one but 3 leopard children. Matt until I curled up because we were both deeply moved. This is the first safari for both of us and all know how much I am obsessed with big cats and big animals. It felt *like* seeing the leopard's own head in its habitat like making my chest expand until it tightened hahaha. *Too* happy.

After they crossed the road and into the forest, Ishara immediately turned the truck around quickly then drove quickly to another point. she said they would usually pass here. Matt and I waited while degenerating *like* about 15-16 other trucks were also waiting for the leopard to pass. Crazy is *really* noisy and *very* busy. Everyone wants to see. This is where the position of the truck and the shrewdness of the driver are at stake. Here also I can feel the pleasure of a private tour because we are free to run here and there to look at animals. This leopard is *very* fast. Almost on average, we see less than 3 minutes.

Soon the parent appeared. Matt who saw it while turning my head haha. His mother was beautiful even though a little thin and then followed by 3 children

who looked timid and hesitant. Not infrequently they stop while staying high. really, I cried, haha. 4 leopards that we saw that day. **I think** I want to see again but I know it's rather difficult for us to see. 4 people can barely see it. There is Matt's friend who has been to Yala many times to this day, never seen the mother of leopards and children.

After that, we spin more relaxed. We also saw 12 elephants all day. There are *quite* a number, various kinds of birds, and many more.

At 12 noon, we all take a break on the beach. There were 11 trucks that day took packages all day. Some don't see leopards, some see only 2, some see 4 like us and there are still many who are curious like us too haha. At 2:00 a.m., we start safari again until 5 p.m. Unfortunately because it is *too* hot, almost no animals come out except most elephants are thirsty, water buffalo, deer and other animals are beside the lake.

This is one of the most memorable trips and celebrations I have ever had. Now confused, I have to reply to Matt haha.

Safari tips at Yala:

01. Look for lodging that is close to national parks so we can still see other wild animals. Our hotel is *so* close to the national park that every day he is said to be visited by an elephant haha.

02. Choose safari packages from trusted tour operators. I am *very* satisfied with our choice of Yala safari Kings.

03. If you can take the package all day long. Overpriced take a package that is 4-5 hours but in the morning because the biggest possibility is to see leopards and

other animals early in the morning. Matt himself guaranteed because he had been
00working in the forest for a long time. The morning is the best time.

04. Appreciate what we see in the forest. Remember, they are wild animals that
we can't manage hehe.

05. Don't throw the rubbish because this is a forest

06. Don't smoke because the dry scrub forest *like* this is *really* scared when it
burns.

07. Bring a hat, sunblock and nose cap because of the incredible heat.

08. The best time to visit Yala is February - August. August is actually the best
but because we go for birthday celebrations so yeah, can't leave August haha.

09. Drink a lot but again don't make it dirty!

10. Good luck



MAJELIS PENDIDIKAN TINGGI
UNIVERSITAS MUHAMMADIYAH SUMATERA UTARA
FAKULTAS KEGURUAN DAN ILMU PENDIDIKAN
Jl. Kapten Mukhtar Basri No. 3 Telp. (061) 6619056 Medan 20238
Website: <http://www.fkip.umsu.ac.id> E-mail: fkip@umsu.ac.id

Form : K - 1

Kepada Yth: Bapak Ketua & Sekretaris
Program Studi Pendidikan Bahasa Inggris
FKIP UMSU

Perihal : **PERMOHONAN PERSETUJUAN JUDUL SKRIPSI**

Dengan hormat yang bertanda tangan di bawah ini:

Nama Mahasiswa : Uci Ayu Pratiwi
NPM : 1502050038
Prog. Studi : Pendidikan Bahasa Inggris
Kredit Kumulatif : 138 SKS

IPK = 3,58

Persetujuan Ket./Sekret. Prog. Studi	Judul yang Diajukan	Disahkan oleh Dekan Fakultas
	Women's Language Features used by Indonesian Female Bloggers	
	An Analysis of Jokowi's Speech Using Stylistic Approach	
	An Analysis of Buyers and Seller's Speech Act in Daily Transactional Communication at Simpang Limun Traditional Market in Medan	

Demikianlah permohonan ini saya sampaikan untuk dapat pemeriksaan dan persetujuan serta pengesahan, atas kesediaan Bapak saya ucapkan terima kasih.

Medan, 20 Maret 2019
Hormat Pemohon,

Uci Ayu Pratiwi

Keterangan:

Dibuat rangkap 3 : - Untuk Dekan/Fakultas
- Untuk Ketua/Sekretaris Program Studi
- Untuk Mahasiswa yang bersangkutan



MAJELIS PENDIDIKAN TINGGI
UNIVERSITAS MUHAMMADIYAH SUMATERA UTARA
FAKULTAS KEGURUAN DAN ILMU PENDIDIKAN
Jl. Kapten Mukhtar Basri No. 3 Telp. (061) 6619056 Medan 20238
Website: <http://www.fkip.umsu.ac.id> E-mail: fkip@umsu.ac.id

Form K-2

Kepada : Yth. Bapak Ketua/Sekretaris
Program Studi Pendidikan Bahasa Inggris
FKIP UMSU

Assalamu 'alaikum Wr, Wb

Dengan hormat, yang bertanda tangan dibawah ini:

Nama Mahasiswa : Uci Ayu Pratiwi
NPM : 1502050038
Prog. Studi : Pendidikan Bahasa Inggris

Mengajukan permohonan persetujuan proyek proposal/risalah/makalah/skripsi sebagai tercantum di bawah ini dengan judul sebagai berikut:

Women's Language Features Used by Indonesian
Female Bloggers

Sekaligus saya mengusulkan/ menunjuk Bapak/ Ibu:

1. Yessi Irianti, S.Pd, M.Hum *Ace 02/04-2019 BP*

Sebagai Dosen Pembimbing Proposal/Risalah/Makalah/Skripsi saya.

Demikianlah permohonan ini saya sampaikan untuk dapat pengurusan selanjutnya. Akhirnya atas perhatian dan kesediaan Bapak/ Ibu saya ucapkan terima kasih.

Medan, 01 April 2019
Hormat Pemohon,

Uci Ayu Pratiwi

Keterangan

Dibuat rangkap 3 :
- Untuk Dekan / Fakultas
- Untuk Ketua / Sekretaris Prog. Studi
- Untuk Mahasiswa yang Bersangkutan

**FAKULTAS KEGURUAN DAN ILMU PENDIDIKAN
UNIVERSITAS MUHAMMADIYAH SUMATERA UTARA**
Jln. Mukthar Basri BA No. 3 Telp. 6622400 Medan 20217 Form : K3

Nomor : 714 /II.3/UMSU-02/F/2019
Lamp : ---
Hal : Pengesahan Proyek Proposal
Dan Dosen Pembimbing

Assalamu'alaikum Warahmatullahi Wabarakaatuh

Dekan Fakultas Keguruan dan Ilmu Pendidikan Universitas Muhammadiyah Sumatera Utara menetapkan proyek proposal/risalah/makalah/skripsi dan dosen pembimbing bagi mahasiswa yang tersebut di bawah ini .:

Nama : Uci Ayu Pratiwi
N P M : 1502050038
Program Studi : Pendidikan Bahasa Inggris
Judul Penelitian : Women's Language Features Used by Indonesian Female Bloggers.

Pembimbing : Yessi Irianti, S. Pd, M.Hum

Dengan demikian mahasiswa tersebut di atas diizinkan menulis proposal/risalah/makalah/skripsi dengan ketentuan sebagai berikut :

1. Penulis berpedoman kepada ketentuan yang telah ditetapkan oleh Dekan
2. Proyek proposal/risalah/makalah/skripsi dinyatakan BATAL apabila tidak selesai pada waktu yang telah ditentukan
3. Masa kadaluarsa tanggal : 2 April 2020

Wa'alaikumssalam Warahmatullahi Wabarakatuh.

Medan, 26 Rajab 1440 H

02 April 2019 M



Dr. H. Elrijanto Nst, S.Pd, M.Pd. A
NIDN : 0115057302

Dibuat rangkap 4 (empat) :

1. Fakultas (Dekan)
2. Ketua Program Studi
3. Pembimbing
4. Mahasiswa yang bersangkutan :
WAJIB MENGIKUTI SEMINAR



**MAJELIS PENDIDIKAN TINGGI
UNIVERSITAS MUHAMMADIYAH SUMATERA UTARA
FAKULTAS KEGURUAN DAN ILMU PENDIDIKAN**

Jl. Kapten Mukhtar Basri No. 3 Medan 20238 Telp. 061-6622400 Ext, 22, 23, 30
Website: <http://www.fkip.umsu.ac.id> E-mail: fkip@umsu.ac.id



LEMBAR PENGESAHAN PROPOSAL


Proposal yang diajukan oleh mahasiswa di bawah ini:

Nama Lengkap : Uci Ayu Pratiwi
N.P.M : 1502050038
Program Studi : Pendidikan Bahasa Inggris
Judul Proposal : Women's Language Features Used by Indonesian Female Bloggers
Sudah layak diseminarkan.

Medan, Mei 2019





Disetujui oleh
Pembimbing

Yessi Irianti, S.Pd, M.Hum.



BERITA ACARA BIMBINGAN PROPOSAL

Perguruan Tinggi : Universitas Muhammadiyah Sumatera Utara
Fakultas : Keguruan dan Ilmu Pendidikan
Jurusan/Prog. Studi : Pendidikan Bahasa Inggris
Nama Lengkap : Uci Ayu Pratiwi
N.P.M : 1502050038
Program Studi : Pendidikan Bahasa Inggris
Judul Proposal : Women's Language Features Used by Indonesian Female Bloggers


Tanggal	Deskripsi Hasil Bimbingan Proposal	Tanda Tangan
09/April/2019	- Identification of the problem - The scope and limitation - The Background of the study.	
06/Mei/2019	- The Relevance of the Previous study - Conceptual framework.	
08/Mei/2019	- The Research Design - The source of Data - The Techniques for collecting Data - The Technique for Analyzing Data.	
9 Mei 2019	ACC	

Medan, Mei 2019

Diketahui oleh:
Ketua Prodi

Dosen Pembimbing


(Mandra Saragih, S.Pd., M.Hum.)


(Yessi Irianti, S.Pd., M.Hum.)



MAJELIS PENDIDIKAN TINGGI
UNIVERSITAS MUHAMMADIYAH SUMATERA UTARA
FAKULTAS KEGURUAN DAN ILMU PENDIDIKAN
Jl. Kapten Mukhtar Basri No. 3 Medan 20238 Telp.061-6619056 Ext, 22, 23, 30
Website: <http://www.fkip.umsu.ac.id> E-mail: fkip@umsu.ac.id

بِسْمِ اللَّهِ الرَّحْمَنِ الرَّحِيمِ

SURAT KETERANGAN

Ketua Program Studi Pendidikan Bahasa Inggris, Fakultas Keguruan dan Ilmu Pendidikan, Universitas Muhammadiyah Sumatera Utara, menerangkan di bawah ini:

Nama Lengkap : Uci Ayu Pratiwi
N.P.M : 1502050038
Program Studi : Pendidikan Bahasa Inggris
Judul Proposal : Language Features Used by Indonesian Female Travel Bloggers

benar telah melakukan seminar proposal skripsi pada hari Selasa, tanggal 14, Bulan Mei, Tahun 2019

Demikianlah surat keterangan ini dibuat untuk memperoleh surat izin riset dari Dekan Fakultas. Atas kesediaan dan kerjasama yang baik, kami ucapkan terima kasih.

Medan, Mei 2019

Ketua,

Mandra Saragih, S.Pd, M.Hum



UNIVERSITAS MUHAMMADIYAH SUMATERA UTARA
FAKULTAS KEGURUAN DAN ILMU PENDIDIKAN
Jalan Kapten Muchtar Basri, BA No.3 Medan Telp. (061) 661905 Ext, 22, 23, 30
Website: <http://www.fkip.umsu.ac.id> E-mail: fkip@umsu.ac.id

Kepada: Yth. Bapak Ketua/Sekretaris
Program Studi Pendidikan Bahasa Inggris
FKIP UMSU

Perihal : **Permohonan Perubahan Judul Skripsi**

Bismillahirrahmanirrahim
Assalamu'alaikum Wr. Wb

Dengan hormat, yang bertanda tangan di bawah ini:

Nama Lengkap : Uci Ayu Pratiwi
N.P.M : 1502050038
Program Studi : Pendidikan Bahasa Inggris

Mengajukan permohonan perubahan judul Skripsi, sebagai mana tercantum di bawah ini:

Women's Language Features Used by Indonesian Female Bloggers

Menjadi:

Language Features Used by Indonesian Female Travel Bloggers

Demikianlah permohonan ini saya sampaikan untuk dapat pengurusan selanjutnya.
Akhirnya atas perhatian dan kesediaan Bapak saya ucapkan terima kasih.

Ketua Program Studi
Pendidikan Bahasa Inggris

Mandra Saragih, S.Pd, M.Hum.

Medan, Mei 2019

Hormat Pemohon

Uci Ayu Pratiwi

Diketahui Oleh :

Dosen Pembahas

Dosen Pembimbing

Dr. T. Winona Emelia, M.Hum.

Yessi Irianti, S.Pd, M.Hum.



MAJELIS PENDIDIKAN TINGGI
UNIVERSITAS MUHAMMADIYAH SUMATERA UTARA
FAKULTAS KEGURUAN DAN ILMU PENDIDIKAN
Jl. Kapten Mukhtar Basri No. 3 Medan 20238 Telp. 061-6622400 Ext. 22, 23, 30
Website: <http://www.fkip.umsu.ac.id> E-mail: fkip@umsu.ac.id

بِسْمِ اللَّهِ الرَّحْمَنِ الرَّحِيمِ

LEMBAR PENGESAHAN HASIL SEMINAR PROPOSAL

Proposal yang sudah diseminari oleh mahasiswa di bawah ini:

Nama Lengkap : Uci Ayu Pratiwi
N.P.M : 1502050038
Program Studi : Pendidikan Bahasa Inggris
Judul Proposal : Language Features Used by Indonesian Female Travel Bloggers

Pada hari Selasa tanggal 14 bulan Mei tahun 2019 sudah layak menjadi proposal skripsi.

Medan, Mei 2019

Disetujui oleh:

Dosen Pembahas

Dosen Pembimbing

Dr. T. Winona Emelia, M.Hum.

Yessi Irianti, S.Pd, M.Hum.

Diketahui oleh
Ketua Program Studi,

Mandra Saragih, S.Pd., M.Hum.



UMSU
Unggul | Cerdas | Terpercaya

Bila menjawab surat ini agar disebutkan nomor dan tanggalnya

**MAJELIS PENDIDIKAN TINGGI PENELITIAN & PENGEMBANGAN
UNIVERSITAS MUHAMMADIYAH SUMATERA UTARA
FAKULTAS KEGURUAN DAN ILMU PENDIDIKAN**

Jalan Kapten Mochtar Basri No. 3 Medan 20238 Telp. (061) 6622400
Website: <http://fkip.umsu.ac.id> E-mail: fkip@yahoo.co.id

Nomor : 437 /II.3/UMSU-02/F/2019
Lamp : ---
Hal : Mohon Izin Riset

Medan, 15 Syawal 1440 H
19 Juni 2019 M

Kepada Yth, Bapak Kepala Perpustakaan
Universitas Muhammadiyah Sum. Utara
di-
Tempat

Assalamu'alaikum Warahmatullahi Wabarakaatuh


Wa ba'du, semoga kita semua sehat wal'afiat dalam melaksanakan kegiatan-aktifitas sehari-hari, sehubungan dengan semester akhir bagi mahasiswa wajib melakukan penelitian/riset untuk pembuatan skripsi sebagai salah satu syarat penyelesaian Sarjana Pendidikan, maka kami mohon kepada Bapak/Ibu Memberikan izin kepada mahasiswa untuk melakukan penelitian/riset di Pustaka Bapak pimpin. Adapun data mahasiswa kami tersebut sebagai berikut :

Nama : Uci Ayu Pratiwi
N P M : 1502050038
Program Studi : Pendidikan Bahasa Inggris
Judul Penelitian : Language Features Used by Indonesian Female Travel Bloggers.

Demikian hal ini kami sampaikan, atas perhatian dan kesediaan serta kerjasama yang baik dari Bapak kami ucapkan terima kasih.

Wa'alaikumssalam Warahmatullahi Wabarakatuh.

Dekan

Dr. H. Elfrianto Nst, S.Pd, M.Pd. A
NIDN : 0115057302


** Pertinggal **



**MAJELIS PENDIDIKAN TINGGI PENELITIAN & PENGEMBANGAN
UNIVERSITAS MUHAMMADIYAH SUMATERA UTARA
UPT PERPUSTAKAAN**

Jl. Kapt. Mukhtar Basri No. 3 Telp. 6624567 - Ext. 113 Medan 20238
Website: <http://perpustakaan.umsu.ac.id>

SURAT KETERANGAN

Nomor: ~~3007~~/KET/II.9-AU/UMSU-P/M/2019

بِسْمِ اللَّهِ الرَّحْمَنِ الرَّحِيمِ

Kepala Unit Pelaksana Teknis (UPT) Perpustakaan Universitas Muhammadiyah Sumatera Utara dengan ini menerangkan :

Nama : Uci Ayu Pratiwi
NPM : 1502050038
Univ./Fakultas : UMSU/ Keguruan dan Ilmu Pendidikan
Jurusan/P.Studi : Pendidikan Bahasa Inggris/ S1


adalah benar telah melakukan kunjungan/penelitian pustaka guna menyelesaikan tugas akhir / skripsi dengan judul :

"Language Features Used by Indonesian Female Travel Bloggers"

Demikian surat keterangan ini diperbuat untuk dapat dipergunakan sebagaimana mestinya.

Medan, 12 Muharram 1441 H
12 September 2019 M

Kepala UPT Perpustakaan,


Muhammad Arifin, S.Pd, M.Pd

CURRICULUM VITAE

Personal Detail

Name : Uci Ayu Pratiwi
NPM : 1502050038
Place/Date of Birth : Medan, 30 August 1997
Sex : Female
Religion : Moslem Marital
Status : Single
Parents Name
 Father : Abdul Latif
 Mother : Yayuk Sri Rahayu
Address : Jl. Karya Psr 4 Marindal 1
Mobile : 082165570019
E-mail : uciayupratiwi@gmail.com

Education Background

2003-2009 : SD Negeri 064991
2009-2012 : SMP Negeri 2 Medan
2012-2015 : SMA Negeri 5 Medan

Medan, September 2019

The Researcher,

Uci Ayu Pratiwi